

# International Pyrheliometer Comparison

*pmod* wrc



**I P C - X I**

27. Sep - 15. Oct 2010  
Davos, Switzerland

## NOTE

The designations employed in WMO publications and the presentation of material in this publication do not imply the expression of any opinion whatsoever on the part of the Secretariat of WMO concerning the legal status of any country, territory, city or area or of its authorities, or concerning the delimitation of its frontiers or boundaries.

Opinions expressed in WMO publications are those of the authors and do not necessarily reflect those of WMO. The mention of specific companies or products does not imply that they are endorsed or recommended by WMO in preference to others of a similar nature which are not mentioned or advertised.

This document (or report) is not an official publication of WMO and has not been subjected to its standard editorial procedures. The views expressed herein do not necessarily have the endorsement of the Organization.

## FOREWORD

In the World Meteorological Organization (WMO) strategic plan, the Organization recognizes that its Members and the organization as a whole must take a number of fundamental actions in particular by providing increasingly timelier, accurate and cost-effective weather observations that are useful to governmental and business sector decision makers. The Commission for Instrument and Method of Observation (CIMO) as one of the eight Technical Commission in WMO focuses its work on accurate weather observation by promoting and facilitating international standardization and compatibility of meteorological observing systems used by Members within the WMO Global Observing System to improve quality of products and services of Members. The CIMO mission is achieved by supporting initiatives which by coordinating collective actions by Members with respect to observing systems produce results that exceed what each Member could produce unilaterally to meet their critical needs. CIMO supports development of new observing equipment critical to Members' needs, collaborates with meteorological instrument manufacturers, the scientific community and other developers to facilitate a production of reliable instruments that are adequately tested before use, and supports capacity building in developing and least developed countries to close the gap between them and the developed countries.

The organization and hosting of the WMO International Pyrheliometer Comparisons (IPCs) at the Physikalisch-Meteorologisches Observatorium Davos (PMOD) has a long and important history. It aims at ensuring the traceability of solar radiation measurements around the world using the World Radiometric Reference (WRR) and defining suitable working references to WMO Members and instrument manufacturers. This work involves CIMO experts and is one of the core activity in which the Commission is directly involved. The first IPC was held in 1959, long before the WMO designated PMOD to act as the World Radiation Centre (WRC) in 1971. The CIMO Guide defines traceability as a property of the result of a measurement or the value of a standard whereby it can be related to stated references, usually national or international standards, through an unbroken chain of comparisons all having stated uncertainties. The regularity of IPCs is a key to traceability of solar radiation measurements around the world using the WRR. Prior this latest IPC, held in September and October 2010, comparisons of the WRR and the SI irradiance scale showed difference of 0.1 per cent, well within the 0.3 per cent uncertainty estimated when the WRR was designated as the world reference by WMO in 1979. For the eleventh IPC in autumn 2010, as in 2005 the large number of clear sky days allowed collection of a statistically significant sample of solar irradiance data. The large number of clear sun observations enabled the determination a number of biases. Firstly, careful investigation of the initial data showed small but significant impacts directly related to the interaction of the aperture configurations in the 118 instruments taking part in the IPC and the changes in circumsolar radiance: these optical effects were measured from a period during the IPC when high altitude Saharan dust clouds passed over the IPC site in Davos. As a result bias corrections could be applied to each characteristic aperture and the uncertainty in the IPC comparisons was reduced significantly from those obtained by the raw data. This finding stresses the importance of the strict adherence of the manufacturers to the CIMO recommendations regarding the viewing geometries (CIMO Guide Part I, Chapter 7, Section 7.2). Secondly, with the participation of the TIM radiometer at IPC XI, the comparison confirmed the difference in satellite TSI observations between the TIM and Virgo cavity radiometers. IPC XI also demonstrated the vigilance of the World Radiation Centre at PMOD in ensuring the artefacts currently required to define the WRR in the form of cavity radiometers. While it is unfortunate that two of the radiometers that are used to define the WRR had failed, the progress demonstrated in developing new instruments, including the cryogenic radiometer and a likely candidate PMO-8 was very encouraging.

I wish to express my sincere appreciation to all the major players during the preparation of the IPC XI, during the intercomparison, and when analyzing and reporting the final results. Particularly to all PMOD/WRC staff as well as the members of the Ad-hoc committee.

The success of this Intercomparison is directly linked to the significant support from Switzerland and the World Radiation Center Davos and in particular Prof Werner Schmutz the WRC director, and this commitment must be gratefully acknowledged. Finally the support of the NMHs experts and from the manufacturers made this eleventh International Pyrheliometer Comparisons 2010 clearly among the most successful to date.

(Prof. B. Calpini)

President Commission for Instruments and Methods of Observation



WMO International Pyrheliometer  
Comparison  
IPC-XI  
27 September - 15 October 2010  
Davos, Switzerland

Final Report

Wolfgang Finsterle



# Contents

<b>1</b>	<b>Organization and Procedures</b>	<b>5</b>
1.1	Introduction . . . . .	5
1.2	Participation . . . . .	5
1.3	Data Acquisition and Evaluation . . . . .	10
1.3.1	Timing of the Measurements . . . . .	11
1.3.2	Data Evaluation . . . . .	12
1.3.3	Auxiliary Data . . . . .	13
1.4	Approval and Dissemination of the Results . . . . .	13
<b>2</b>	<b>Measurements and Results</b>	<b>15</b>
2.1	Data Selection Criteria for the Final Evaluation . . . . .	15
2.2	Computation of the New WRR Factors . . . . .	15
2.2.1	WSG Instruments . . . . .	15
2.2.2	Participating Instruments . . . . .	16
2.3	Status of the WSG and Transfer of the WRR . . . . .	16
2.4	External stability check of the WSG . . . . .	20
2.5	Saharan Dust Event (SDE) . . . . .	22
<b>3</b>	<b>Conclusions and Recommendations</b>	<b>27</b>
3.1	Graphical Representation of the Results . . . . .	27
<b>4</b>	<b>Auxiliary Data</b>	<b>71</b>
4.1	Direct and Diffuse Irradiance . . . . .	71
4.2	Meteorological Data . . . . .	72
4.3	Airmass and Aerosol Optical Depth (AOD) . . . . .	73
4.4	Scattering parameters . . . . .	74
4.5	Scattering phase functions . . . . .	75
<b>5</b>	<b>Symposium</b>	<b>77</b>
5.1	To Build and Share Knowledge . . . . .	77
5.2	Artistic Representation . . . . .	77
<b>6</b>	<b>Supplementary Information</b>	<b>79</b>
6.1	Addresses of Participants . . . . .	79





# Chapter 1 Organization and Procedures

---

## 1.1 Introduction

The 11<sup>th</sup> International Pyrheliometer Comparison (IPC-XI) was held together with Regional Pyrheliometer Comparisons (RPCs) of all WMO Regional Associations (RA I to RA IV) from 27 September through 15 October 2010 at the Physikalisch-Meteorologisches Observatorium Davos/World Radiation Centre (PMOD/WRC) in Davos, Switzerland.

The results presented in this report are based on the measurements carried out during the three weeks assigned to the IPC-XI. The favorable weather conditions allowed to acquire a large number of calibration points for most participating instruments. Cloudy and overcast days were used for technical preparations and training of participants as well as for a the IPC-XI symposium and Course on Radiation Measurement. A Saharan Dust Event (SDE) affected the measurements during several days starting October 8<sup>th</sup>. Analyzing the effect of the SDE on different types of instruments led to interesting findings which are summarized in dedicated section of this report.

---

## 1.2 Participation

Representatives from 17 Regional and 22 National Radiation Centers as well as 14 manufacturers and other institutions took part in the comparison. Additionally, two institutions who did not send a representative had their pyrheliometers operated by other participants, resulting in 88 participants operating 95 pyrheliometers from 42 countries. The six World Standard Group (WSG) and 24 additional pyrheliometers, including the new Cryogenic Solar Absolute Radiometer (CSAR), were operated by the WRC staff. A representative of WMO was attending during the first couple of days of IPC-XI.

Table 1.1: IPC-XI Participation: *World, Regional and National Radiation Centers*

<i>Country</i>	<i>Type</i>	<i>Institution</i>	<i>Operator(s)</i>	<i>Instrument(s)</i>
<b>World Radiation Center</b>				
Switzerland	WRC	Physikalisch-Meteorologisches Observatorium Davos/ World Radiation Center, Davos	W. Finsterle A. Fehlmann J. Gröbner W. Schmutz M. Suter C. Thomann C. Wehrli R. Winkler (NPL)	<b>PMO2</b> <b>PMO5</b> <b>CROM2L</b> <b>PAC3</b> <b>HF18748</b> <b>MK67814</b> CIMEL 0501657 31144E6 DARA A, B, C EPAC11402 CH1 970147 PMO6-0401 PMO6-79-122 PMO6-80022 AHF32455 CSAR PMO6-0101 PMO6-0401 PMO6-0801 PMO6-0803 PMO6-0810 PMO6-0811 PMO6-0812 PMO6-0813 PMO6-0814 PMO6-0815 PMO6-0816 PMO8-P01 SIAR-2A SIAR-2B
<b>RA I</b>				
Algeria	RRC	Office National de Météorologie, Tamanrasset	B. Ouchene	HF 29225
Kenya	NRC	Kenya Meteorological Dept., Nairobi	P. Sira	Å13444
Morocco	NRC	Meteo Maroc, Casablanca	M. Badrane	CH1 080004
Mozambique	NRC	National Inst. of Meteo, Maputo	A. M. Mandlate	Å26835 CH1 950086 31822E6

Table 1.1: (continued)

<i>Country</i>	<i>Type</i>	<i>Institution</i>	<i>Operator(s)</i>	<i>Instrument(s)</i>
Nigeria	RRC	Nigerian Meteorol. Agency, Abuja	I. D. Nnodu K. S. Muyiolu	Å 576
South Africa	NRC	CSIR, Pretoria, Gauteng	M. Lysko S. Mulaudzi	AHF 31117
Sudan	NRC	Sudan Meteorological Authority, Karthoum	Y. Odan	NIP 28330
<b>RA II</b>				
China	NRC	CMA, Beijing	Yang Yun Quan Jimei Luo Chang	PMO6-850406 AHF 36011
India	RRC	Central Radiation Laboratory, Pune, Maharashtra	R. J. Sharma	AHF 18742
Japan	RRC	JMA, Tokyo	O. Ijima	PMO6-0403 HF 32446
Philippines	NRC	Philippine Atmospheric, Geo- phys. and Astron. Services PAGASA, Diliman, Quezon City	V. Esquivel	Å12578
Thailand	NRC	Thai Meteorological Depart- ment, Bangkok	W. Subwat	HF 27796
<b>RA III</b>				
Argentina	RRC	Servicio Meteorologico Na- cional, Buenos Aires	G. Carbajal Benitez	AHF 29225
Chile	RRC	Dirección Meteorológica Chile, Santiago	P. Mostraj	PMO6-850410
Colombia	NRC	IDEAM, Bogotá	F. J., Bernal Garcia	PMO6-79-123
Peru	RRC	SENAMHI, Lima	E. Villegas	Å18020
<b>RA IV</b>				
Canada	RRC	Environment Canada, Wilcox, Saskatchewan	O. Niebergall D. Halliwell I. Abboud	HF 18747 HF 20406 AHF 34320 AHF 34321
Mexico	RRC	Instituto de Geofísica, UNAM México	D. Riveros	HF 29223

Table 1.1: (continued)

<i>Country</i>	<i>Type</i>	<i>Institution</i>	<i>Operator(s)</i>	<i>Instrument(s)</i>
USA	RRC	NOAA/ESRL/GMD, Boulder	D. Nelson J. Michalsky J. Wendell G. Hodges	HF 28553 AHF 32448 AHF 30710 AHF 28553 TMI 67502
<b>RA V</b>				
Australia	RRC	Bureau of Meteorology, Melbourne	B. Forgan M. Milner	HF 27160 TMI 69137
<b>RA VI</b>				
Austria	NRC	ZAMG, Vienna	M. Mair	TMI 68025 CHP1 100245
Belgium	RRC	Royal Meteorological Institute, Uccle	A. Chevalier S. Dewitte S. Bali L. Gonzales P. Malcorps	CR09L CR09R
Croatia	NRC	Meteorological and Hydrological Service, Zagreb	K. Premec	CH1 940072 CHP1 100288
Czech Republic	NRC	Czech. Hydromet. Institute, Hradec Kralove	J. Pokorny	HF 30497
Estonia	NRC	Estonian MH Inst, Tallin	A. Kallis	PMO6-850405
France	RRC	Météo-France-Centre Radiométrique, Carpentras-Serres	J.-P. Morel	TMI 68016
Germany	RRC	DWD/MOL-RAO, Tauche -OT Lindenberg	K. Behrens	HF 27157 PMO6-5 PMO6-0405
Hungary	RRC	Hungarian Met. Service, Budapest	S. Varga-Fogarasi Z. Nagy	HF 19746
Israel	NRC	Israel Meteorological Service, Bet-Dagan	A. Baskis	HF 27162
Lithuania	NRC	Lithuanian HMS, Vilnius	D. Mikalajunas	PMO6-0804
Norway	NRC	Geophys. Inst, Bergen	J. A. Olseth	EPAC 13617
Poland	NRC	Institute of Meteorology and Water Management, Warsaw	B. Bogdańska	HF 30716
Romania	NRC	National Meteorological Administration, Bucharest	C. Oprea	Å702

Table 1.1: (continued)

<i>Country</i>	<i>Type</i>	<i>Institution</i>	<i>Operator(s)</i>	<i>Instrument(s)</i>
Russia	RRC WRDC	Voeikov MGO, St. Petersburg	A. Pavlov	Å212
Slovakia	NRC	Slovak Hydrometeorological Institute, Bratislava	M. Chmelik	Å13439
Spain	NRC	CIEMAT, Madrid	I. Rodriguez Outon	AHF 28486 PMO6-0301
Sweden	RRC	SMHI, Norrköping	T. Carlund J.-E. Karlsson	PMO6-811108 AWX 33393
The Netherlands	NRC	KNMI, De Bilt	W. Knap C. van Oort	HF 27159 CH1 020283
United Kingdom	NRC	Met Office, Exeter, Devon	P. Fishwick L. Green	TMI 67604 HF 31110

Table 1.2: IPC-XI Participation: *Various Institutions and Manufacturers*

<i>Country</i>	<i>Institution</i>	<i>Participant(s)</i>	<i>Instrument(s)</i>
China	CIOMP, Changchun, Jilin	Yu Peng Wang Xin Ye Dong Jun Yang	SIAR-1 SIAR-2c
Italy	European Commission JRC, Ispra, Varese	W. Zaaiman T. Sample A. Colli	PMO6-81109 PMO6-911204 21451E6 25738E6 CH1 060460 CH1 930018 TMI 68835
Russia	VNIIOFI, Moscow	S. Morozova M. Pavlovich V. Pavlovich	MAR-1-1 MAR-1-2 MAR-1-3
Sweden	SP Swedish National Testing and Research Institute, Borås	S. Källberg A. Andersson	HF 15744
Thailand	Solar Energy Research Lab., Silpakorn University, Muang, Nakhon Pathom	I. Masiri R. Wattan J. Somchit	AHF 32454

Table 1.2: (continued)

<i>Country</i>	<i>Institution</i>	<i>Participant(s)</i>	<i>Instrument(s)</i>
The Netherlands	EKO Instruments Europe B.V., Leiden	A. Los K. Hoogendijk E. Worrell A. Akihito	PMO6-850402 MS54-S07122 PMO6-0802 (for CRP Tu- dor, Luxem- bourg)
The Netherlands	Hukseflux Thermal Sensors, Delft	K. van den Bos J. Konings	DR018117 CP01P CP01T CP01U
The Netherlands	Kipp & Zonen BV, Delft	J. Mes I. Staupe	PMO6-cc 103 CH1 940068 CHP1 REF1
USA	ACRF, Billings OK	C. Webb	–
USA	ATLAS Weathering/DSET Lab- oratories, Phoenix AZ	E. Naranen	AHF 17142
USA	LASP, Boulder, CO	G. Kopp K. Heuermann	TIM-Witness
USA	NASA Langley, Hampton VA	F. Denn	AHF 31041 AHF 31105
USA	National Renewable Energy Lab., Golden CO	I. Reda T. Stoffel	AHF 23734 AHF 28968 AHF 29220 AHF 30713 TMI 68018
USA	The Eppley Laboratory Inc., Newport RI	J. R. Hickey T. Kirk	AHF 14915 AHF 27798 AHF 33396 (for AIST Japan)

### 1.3 Data Acquisition and Evaluation

The signals from the WSG instruments and additional WRC radiometers were acquired by a new data acquisition system based on 17 National Instruments PXI-4065 6.5-digit digital multimeters with NI PXI-2501 24-channel multiplexers. The system was controlled by a LabView application running on an industrial PC and operated flawlessly. The LabView application also triggered the timing signals as well as the initialization and readout of the data entry form for manually operated instruments

(see below). The major operational advantage of this new system lies in the improved flexibility to add/remove instruments on the fly and to analyze data in near-real-time, allowing to quickly detect and fix potential problems with participating instruments, without losing an entire day worth of measurements.

The participating instruments were operated with their standard pointing and data acquisition equipment, either manually or automated.

The data from the manually operated instruments were typed into a java based data entry form by the operator. WLAN connections were used to initialize the web interface and to dump its content to the central data acquisition computer at end of each measurement series. Participants could start the data entry form either on their own laptop computer or borrow one from the WRC. They were also required to keep written records as a backup copy of their data and to double-check for typing errors in the web interface.

The data from computer controlled instruments (synchronized to the timing of the IPC's measurement series) had to be written to ASCII files containing the instrument's serial number in the header and three columns for date, time, and irradiance, respectively. The ASCII files were then either up-loaded to a dedicated directory on the IPC-XI FTP site or handed to the WRC staff on a USB memory stick. All data were ingested into the data acquisition and evaluation system at the end of each measurement day.

### 1.3.1 Timing of the Measurements

The measurements were taken in series of 21 minutes with a basic cadence of 90 seconds. Voice announcements and acoustic signals were used to inform the participants about the sequence of operation. All automated data acquisition systems were synchronized to Central European Time (CET). A network time server and a large reference clock on the measuring field were set up for this purpose. The time until the next measurement was also indicated on the web interface for manual operators. The timing for the different types of instrument was as follows:

- Ångström pyrheliometers: Before the start and after the end of the run the zero of the instrument was established. Alternating right and left strip readings were performed, starting with the right hand strip exposed to the sun. The following readings were paired as L-R, R-L, etc., yielding a total of 12 irradiance values per run.
- PAC3: the run started with the shutter closed, after 60 s the electrical heater<sup>1</sup> was turned on for 40 s (this was introduced after IPC-III in order to have a well defined thermal state of the instrument independent of the operation sequence before the run). At 270 s the zero of the thermopile was read and the heater switched on for 180 seconds. At 450 s the heater voltage, current and thermopile was read, the heater turned off and the shutter opened. Starting at 540 s readings were taken every 90 s yielding 8 irradiance values per run. After the last reading the shutter was closed.
- HF- and TMI-type pyrheliometers: the run started with the shutter closed, after 90 s the thermopile zero was read and the electrical heater<sup>1</sup> turned on until at 180 s the voltage, current and thermopile were read. The heater was then switched off and the shutter opened. From 270 s onward the thermopile signal was recorded every 90 s yielding 11 irradiance values per run. Some automated instruments performed the electrical calibration in between the series and/or read the irradiance every 30 seconds, consequently providing up to 39 irradiance values per run.

---

<sup>1</sup>The heater voltage was manually selected before each run to match the expected level of solar irradiance.

- PMO-, SIAR- and CROM-type pyr heliometers: the run started with a reference phase (shutter closed) of 90 s, followed by a measurement phase (shutter open) of 90 s. This sequence was repeated for the next 18 minutes. A total of 6 open and 7 closed readings were taken yielding a total of 6 irradiance values during a run. PMO2 was read at twice that pace, with a reference phase of 45 s and a measurement phase of 45 s, producing 13 irradiance values per run so that for all readings of the basic sequence a PMO2 irradiance was available.
- Normal Incidence Pyr heliometers (NIP, CH1, etc.): These pyr heliometers recorded 12 irradiance values every 90 s after an initial zero reading at 90 seconds. Some instruments omitted the initial zero reading, thus yielding 13 irradiance readings.
- Other pyr heliometers: Prototype instruments such as the CSAR, DARA or TIM-Witness were using various modes of operation which are specific to their design. They all share the principle of electrical substitution and were synchronized to the 90-seconds base cadence.

### 1.3.2 Data Evaluation

For each instrument the irradiance was obtained with the appropriate evaluation procedure as listed below. After each day a graphical print-out of the ratios to PMO2 was put on display in the “Data Center” room to be reviewed by the participants. This simple but effective measure of quality control revealed instrumental problems in several cases which subsequently could be fixed quickly.

“Quick-look” print-outs were also produced during the day when an instrument was suspected to malfunction.

The procedure used to calculate the irradiance  $S$  of each instrument type is described below. The notations are:

- $V_{th}$  output of the thermopile
- $U_h, U_i$  voltage across the heater (h) or across the standard resistor (i)
- $R_n$  standard resistor
- $C_1$  calibration factor
- $C_2$  correction factor for lead heating
- $P$  electrical power in the active cavities

- Ångström-pyr heliometers: the current through the right or left strip was measured as voltage drop across a standard resistor and the irradiance was obtained as:

$$S = C_1 \frac{U_i(\text{left})U_i(\text{right})}{R_n^2}$$

This corresponds to the geometric mean of the irradiances at the time of right and left readings. Thus, the ratio to WRR was calculated using the geometric mean of the WSG irradiances at the corresponding instances.

- PAC3, HF, and TMI type pyr heliometers: the irradiance was calculated from the thermopile output  $V_{th}(\text{irrad})$  when the receiver was irradiated. The sensitivity was determined by the calibration during which the cavity was shaded and electrically heated and  $U_h$  and  $U_i$  were measured together with the corresponding thermopile output  $V_{th}(\text{cal})$ . Furthermore, the zero of the thermopile  $V_{th}(\text{zero})$  was measured and subtracted from all thermopile readings.

$$S = C_1 \frac{V_{th}(\text{irrad}) - V_{th}(\text{zero})}{V_{th}(\text{cal}) - V_{th}(\text{zero})} \frac{U_i}{R_n} \left( U_h - \frac{U_i}{R_n} C_2 \right)$$

- PMO-, SIAR- and CROM-type pyr heliometers: the irradiance was obtained from  $P(\text{closed})$  averaged from the closed values before and after the open reading  $P(\text{open})$ .

$$S = C_1 (P(\text{closed}) - P(\text{open}))$$



The power calculation was done according to the prescription of the instrument type with

$$P = U_h^2 \quad \text{or} \quad P = U_h U_i \quad \text{or} \quad P = U_h \frac{U_i}{R_n}$$

The SIAR-type radiometers slightly deviate from this scheme in that they subtract the open power from the *preceding* closed power rather than the average of the preceding and successive closed reading.

- Normal Incidence Pyrheliometer (NIP, CH1, etc.): the thermopile reading was divided by the calibration factor after subtraction of the zero point reading<sup>1</sup>.
- PMO2: As during preceding IPCs, PMO2 was used as the reference instrument for the daily summaries because it can be operated fast enough to provide an irradiance value every 90 seconds. The values of PMO2 were obtained with the algorithm for PMO-type pyrheliometers. At the end of the open phase, 6 readings were taken in rapid succession within about two seconds. The standard deviation of the 6 readings was used during the final evaluation as a quality control parameter to assess the atmospheric stability during each acquisition sequence (see Sect. 2.1).

### 1.3.3 Auxiliary Data

The meteorological parameters (air temperature, relative humidity, atmospheric pressure) were obtained from the MeteoSwiss' automated weather station SwissMetNet located at PMOD/WRC (see Sect. 4.2). Wind speed and direction sensors were set up at the south and west corners of the measuring field as well as by the WSG tracker.

A cloud sensor flagged all data points when clouds were within 15 degrees of the Sun. The flagged points were not used to evaluate Ångström type pyrheliometers.

Precision Filter Radiometers (PFR) were used to determine Aerosol Optical Depth (AOD) at four wavelengths (367.6 nm, 412.0 nm, 501.2 nm, and 862.4 nm, see Sect. 4.3).

The measurements and inversion results (mainly scattering phase functions) from the Aerosol Robotic Network (AERONET) Davos station (located at PMOD/WRC) were used to correct for aureole effects (circumsolar radiation) in cavity pyrheliometers according to their view-limiting geometry<sup>2</sup>.

---

## 1.4 Approval and Dissemination of the Results

According to Resolution 1 of CIMO-XI an Ad-hoc Group was established to discuss the preliminary results of the IPC-XI, based upon criteria defined by the WRC, evaluate the above reference and recommend the updating of the calibration factors of the participating instruments. It was chaired by the Bruce W. Forgan, (Australia, RA V) and composed as follows: Kolawole Muyiolu (Nigeria, RA I), Meena Lysko (South Africa, RA I), Rajendra Sharma (India, RA II), Pedro Mostraj Aquilera (Chile, RA III), David Halliwell (Canada, RA IV), Don Nelson (USA, RA IV), Thomas Carlund (Sweden, RA VI), Martin Mair (Austria, RA VI), Krunoslav Premec (Croatia, RA VI). The WRC was represented by Wolfgang Finsterle.

The procedures used to compute the new WRR factors of the WSG and participating instruments are explained in Section 2.2.

<sup>1</sup>Some operators assumed a vanishing zero signal. They did not perform zero readings.

<sup>2</sup>The WMO CIMO Guide (WMO-No. 8) definition for *direct solar radiation* explicitly *includes* an aureole component. As to the view-limiting geometry the CIMO Guide further recommends "[...] that the opening half-angle be 2.5° and the slope angle 1°". We therefore apply a correction to *reduce* the aureole effect to the recommended view-limiting geometry. For instruments which obey the CIMO recommendations this correction vanishes (c.f. Sect. 2.5).



# Chapter 2 Measurements and Results

Measurements were taken on 14 days (2010 September 28, October 2, 3, 4, and 6 - 15). October 8<sup>th</sup> and 12<sup>th</sup> were the most productive days, each yielding 17 series' of 21 minutes duration. In total 164 series' were acquired. All data from September 28<sup>th</sup> (1 series), October 2<sup>nd</sup> (10 series'), 4<sup>th</sup> (3 series'), and 6<sup>th</sup> (15 series') were rejected due to bad or unstable weather conditions on those days. Of the remaining days all data points that satisfy the following data selection criteria were considered in the final evaluation.

---

## 2.1 Data Selection Criteria for the Final Evaluation

The Ad-hoc Group responsible for the approval of the final evaluation procedure (c.f. Sect. 1.4) agreed on the following criteria for the acceptance of IPC-XI data:

1. Any series or part there-of were the field of view of Angstrom pyrhemeters is obscured by local topographic features (e.g. mountain sides) shall not be considered as valid data.
2. That no measurements be used for Angstrom pyrhemeters if a cloud is within 15 degrees of the sun. No measurements will be used for the absolute cavity radiometers (field of view = 5 degrees) if a cloud is within 8 degrees of the sun.
3. That no measurements be used if the wind speed is greater than 2.5 m/s.
4. That no data be used if the 500 nm AOD is greater than 0.120.
5. That an individual point be excluded from the series if the variation of the 8 fast PMO2 measurements is greater than 0.5 Wm<sup>-2</sup>.
6. That a minimum of 150 acceptable data points be taken by PMO2 over a minimum of three days during the comparison period. 0.5 Wm<sup>-2</sup>.
7. That the minimum number of acceptable data points be 150 for the PMO2 taken over a minimum of three days during the comparison period.

---

## 2.2 Computation of the New WRR Factors

### 2.2.1 WSG Instruments

The WRR factor  $WRR_{i,IPC}$  for the WSG instrument  $i$ ,  $i \in \{\text{PMO2, CROM2L, MK67814, HF18748, PAC3, PMO5}\}$ , by definition is the ratio of the WRR to the WSG instrument  $i$  averaged over the duration of the IPC:

$$WRR_{i,IPC-XI} = \left\langle \frac{WRR(t)}{WSG_i(t)} \right\rangle_t,$$

where  $WRR(t)$  and  $WSG_i(t)$  are the reference irradiance and the irradiance measured by WSG instrument  $i$  at the time  $t$ , and  $\langle x(t) \rangle_t$  denotes the temporal average of  $x(t)$ . The reference irradiance ( $WRR$ ) is defined as the mean value of the simultaneous readings of at least four WSG instruments, multiplied by their corresponding WRR factors from the previous IPC. Because the ratios of PAC3 and

Table 2.1: New WRR-factors for the WSG instruments computed using PMO2, PMO5, CROM2L, and MK67814 and the IPC-X WRR-factors.

<i>Instrument</i>	<i>WRR factor IPC-X</i>	<b>WRR factor IPC-XI</b>	<i>Standard Uncertainty <math>\frac{\sigma}{\sqrt{N-1}}</math> [ppm]</i>	<i># of points N</i>	<i>Change [ppm] IPC-XI - IPC-X</i>
PMO2	0.998618	<b>0.998623</b>	29	554	5
PMO5	0.998982	<b>0.999052</b>	22	554	70
CROM2L	1.002998	<b>1.003157</b>	21	544	159
MK67814	1.000708	<b>1.000458</b>	21	497	-250
PAC3	1.001116	<b>1.002117</b>	26	381	1000
HF18748	0.996274	<b>0.997138</b>	26	493	867

HF18748 with respect to the WRR suffered from inexplicable jumps during the past five years these two instruments were not used to compute the reference irradiance during IPC-XI. With  $j \in \{\text{PMO2, CROM2L, MK67814, PMO5}\}$  we calculate the reference irradiance as

$$WRR(t) = \langle WSG_j(t) * WRR_{j,IPC-X} \rangle_j.$$

We thus get

$$WRR_{i,IPC-XI} = \left\langle \frac{\langle WSG_j(t) * WRR_{j,IPC-X} \rangle_j}{WSG_i(t)} \right\rangle_t,$$

where  $i \in \{\text{PMO2, CROM2L, MK67814, HF18748, PAC3, PMO5}\}$  and  $j \in \{\text{PMO2, CROM2L, MK67814, PMO5}\}$ .

### 2.2.2 Participating Instruments

For each participating instrument  $k$  the new WRR factor is calculated according to

$$WRR_{k,IPC-XI} = \left\langle \frac{WRR(t)}{Irr_k(t)} \right\rangle_t,$$

where  $Irr_k(t)$  is the irradiance measured by the instrument  $k$  at the time  $t$  and  $WRR(t)$  the instantaneous reference irradiance.

Temporal averaging is done by fitting a gaussian to the distribution of WRR-to-instrument ratios. Outliers are successively removed until the ratios are normally distributed with a probability higher than 90%, or until all ratios are within a certain range of their arithmetic mean value<sup>1</sup>.

The new WRR factors for the WSG and all participating instruments are listed in Table 2.2.

## 2.3 Status of the WSG and Transfer of the WRR

The main objective of the periodic IPC's is the dissemination of the World Radiometric Reference (WRR) in order to ensure worldwide homogeneity of meteorological radiation measurements. The

<sup>1</sup>This threshold range usually is  $\pm 0.002$  for cavity pyrheliometers. However, for most Ångström's, NIP's and some cavities a different range had to be chosen manually in order to make the most plausible selection of data points.

WRR is realized by the WSG which is frequently inter-compared at PMOD/WRC to detect possible deviations of individual radiometers with respect to the group average and to ensure the stability of the WRR. In addition to this internal stability check the stability of the WRR is assessed during IPCs by comparing the WSG to other pyrhelimeters that have participated in previous IPC's.

Since IPC-X, which was held in 2005, two member instruments of the WSG failed in internal stability checks. The instrument HF18748 suffered from several sensitivity drops of up to  $-0.1\%$ . The sensitivity of PAC3 also dropped sharply by  $\sim 0.05\%$  in summer 2011. Non-intrusive checks of both instruments did not reveal any contamination in their cavities.

The WRR factors of the remaining four WSG instruments (PMO2, PMO5, CROM2L, MK67814) changed by less than  $\pm 50$  ppm per year. These instruments are considered stable over the past five years and were used to calculate the new WRR.

Table 2.2: The new WRR factors for the participating instruments

<i>Instrument</i>	$C_1$	$C_2$	<b>WRR Factor</b>	$\sigma$ [ppm]	$N$ <i>used</i>	$N$ <i>tot</i>	<i>Country/ Owner</i>
0501657	7.50000	0.000	<b>1.014357</b>	10310	551	4382	WRC
080002	9.62000	0.000	<b>1.000254</b>	1668	547	4382	Spain
080004	10.2100	0.000	<b>1.007385</b>	4436	417	1389	Morocco
080015	7.80000	0.000	<b>0.997799</b>	1675	554	4217	Spain
0804	51397.2	0.000	<b>0.999914</b>	645	364	696	Lithuania
090090	8.10000	0.000	<b>1.003663</b>	1187	554	4217	Spain
21451E6	8.42000	0.000	<b>0.999193</b>	7691	453	2719	JRC Italy
25738E6	7.92000	0.000	<b>0.998843</b>	6621	453	2719	JRC Italy
28335	8.33000	0.000	<b>1.009038</b>	5364	424	1549	Sudan
31144E6	8.04000	0.000	<b>0.997184</b>	5636	554	4382	WRC
79-122	600.000	0.000	<b>0.999401</b>	638	540	982	WRC
79-123	601.610	0.000	<b>0.937200</b>	6131	344	531	Columbia
80022	597.875	0.000	<b>1.003082</b>	538	493	982	WRC
850402	24.0720	0.000	<b>1.003330</b>	1230	102	169	EKO The Netherlands
850405	24.1940	0.000	<b>1.000565</b>	1609	420	705	Estonia
850409	24.0780	0.000	<b>1.004183</b>	574	539	982	ESA/ESTEC The Netherlands
970147	11.1500	0.000	<b>0.996057</b>	1745	554	4382	WRC
A12578	4465.90	0.000	<b>1.008580</b>	4558	134	437	Philippines
A13439	4426.32	0.000	<b>1.001350</b>	1468	396	1208	Slovakia
A13444	6.21000	0.000	<b>1.036795</b>	3545	312	1172	Kenya
A18020	4647.26	0.000	<b>1.002650</b>	1468	323	905	Peru
A212	10556.0	0.000	<b>0.996482</b>	3117	258	616	Russia
A26839	8.11000	0.000	<b>1.007547</b>	2069	361	1149	Mozambique
A576	5885.13	0.000	<b>0.990369</b>	4001	382	1318	Nigeria
A702	6177.80	0.000	<b>0.998769</b>	4794	373	1209	Romania
AHF-AWX34320	1.00000	0.000	<b>0.992830</b>	845	442	4774	Canada
AHF-AWX34321	1.00000	0.000	<b>0.994550</b>	847	442	4774	Canada
AHF14915	20010.0	0.000	<b>0.999682</b>	920	392	5331	Eppley USA
AHF17142	19959.0	0.000	<b>0.998358</b>	909	397	4788	ATLAS-DSET USA
AHF18742	20089.3	0.066	<b>1.002281</b>	2277	361	1252	India
AHF23734	1.00000	0.000	<b>0.998281</b>	660	412	5549	NREL USA

Table 2.2: (continued)

<i>Instrument</i>	$C_1$	$C_2$	<b>WRR Factor</b>	$\sigma$ [ppm]	<i>N</i> <i>used</i>	<i>N</i> <i>tot</i>	<i>Country/ Owner</i>
AHF27798	20020.0	0.000	<b>0.999018</b>	990	395	5331	Eppley USA
AHF28486	1.00000	0.000	<b>0.997308</b>	674	422	4899	Spain
AHF28553	19986.0	0.000	<b>0.996842</b>	932	463	8223	NOAA USA
AHF28968	19980.2	0.000	<b>0.997734</b>	657	420	5549	NREL USA
AHF29220	19999.0	0.000	<b>0.997691</b>	670	418	5549	NREL USA
AHF29223	19998.0	0.066	<b>0.997352</b>	741	384	1458	Mexico
AHF29225	20004.2	0.000	<b>0.996896</b>	1029	336	1240	Algeria
AHF30112	19936.7	0.000	<b>1.011725</b>	1972	74	546	Argentina
AHF30713	19989.0	0.000	<b>0.997548</b>	680	421	5549	NREL USA
AHF30716	20009.2	0.066	<b>0.997136</b>	657	360	1042	Poland
AHF31041	19999.2	0.000	<b>0.996286</b>	701	441	5162	NASA Langley USA
AHF31105	1.00000	0.000	<b>0.999964</b>	707	431	5123	NASA Langley USA
AHF31110	19989.0	0.066	<b>0.996431</b>	629	399	1268	UK
AHF31117	1.00000	0.000	<b>0.998861</b>	641	401	4091	South Africa
AHF32446	19986.9	0.000	<b>1.000046</b>	745	444	1694	Japan
AHF32455	20009.2	0.000	<b>1.000276</b>	595	401	6672	WRC
AHF33396	1.00000	0.000	<b>0.998079</b>	926	396	5330	AIST Japan
AHF36011	1.00000	0.000	<b>0.996933</b>	2198	367	1454	China
AHF36013	1.00000	0.000	<b>1.058115</b>	2327	384	9430	Thailand
AWX31114	1.00000	0.000	<b>1.001244</b>	891	462	8604	NOAA USA
AWX32448	1.00000	0.000	<b>0.999939</b>	1149	465	8616	NOAA USA
AWX33393	2.00090	0.000	<b>0.999362</b>	819	427	5715	Sweden
CH1020283	1.00000	0.000	<b>0.997677</b>	1426	516	1776	KNMI The Netherlands
CH1060460	10.0700	0.000	<b>1.002334</b>	2034	449	2759	JRC Italy
CH1930018	10.8500	0.000	<b>1.000748</b>	3256	453	2759	JRC Italy
CH1940068	10.3700	0.000	<b>0.997717</b>	955	147	1904	K&Z The Netherlands
CH1940072	10330.0	0.000	<b>1.007576</b>	2507	439	4940	Croatia
CH1950086	1.00000	0.000	<b>1.005036</b>	1316	329	5776	Mozambique
CHP100288	1.00000	0.000	<b>0.999634</b>	1924	434	4940	Croatia
CHP1100245	1.00000	0.000	<b>1.000486</b>	1413	449	5333	Austria
CHP1REF1	7.92000	0.000	<b>0.997956</b>	1900	179	2268	K&Z The Netherlands
CP01P	1.00000	0.000	<b>1.021933</b>	885	47	234	Hukseflux The Netherlands
CP01T	1.00000	0.000	<b>1.008928</b>	629	47	286	Hukseflux The Netherlands
CP01U	1.00000	0.000	<b>1.018302</b>	1772	49	286	Hukseflux The Netherlands
CR09L	12780.9	0.000	<b>0.998363</b>	882	220	407	Belgium
CROM2L	127.687	0.000	<b>1.003157</b>	449	544	892	WRC
CSAR	1.00000	0.000	<b>0.992123</b>	519	28	2811	WRC
DARAAREFB	1.00000	0.000	<b>1.004210</b>	843	143	1859	WRC
DARAAREFC	1.00000	0.000	<b>1.004358</b>	1260	141	1278	WRC

Table 2.2: (continued)

<i>Instrument</i>	$C_1$	$C_2$	<b>WRR Factor</b>	$\sigma$ [ppm]	$N$ <i>used</i>	$N$ <i>tot</i>	<i>Country/ Owner</i>
DARABREFC	1.00000	0.000	<b>1.006060</b>	1330	214	2612	WRC
DARACREFB	1.00000	0.000	<b>1.004984</b>	1161	143	1859	WRC
DR018117	1.00000	0.000	<b>1.025037</b>	1550	49	286	Hukseflux The Netherlands
EPAC11402	10024.0	0.000	<b>1.000684</b>	2017	145	5099	WRC
EPAC13617	10046.9	0.064	<b>1.001243</b>	1448	385	1187	Norway
HF15744	20020.0	0.000	<b>0.998085</b>	708	303	1117	Sweden
HF18747	20014.0	0.000	<b>1.001865</b>	729	483	5125	Canada
HF18748	19989.0	0.070	<b>0.997138</b>	571	493	5058	WRC
HF19746	20013.8	0.066	<b>0.998886</b>	811	262	718	Hungary
HF20406	20038.0	0.000	<b>1.002435</b>	869	477	5086	Canada
HF27157	20037.6	0.000	<b>0.999647</b>	1469	394	1172	Germany
HF27159	20030.0	0.000	<b>1.000021</b>	950	514	1797	KNMI The Netherlands
HF27160	20030.0	0.000	<b>0.996467</b>	780	468	4517	Australia
HF27162	20020.0	0.066	<b>0.999212</b>	1050	345	1049	Israel
HF27796	19986.1	0.066	<b>0.997204</b>	1112	373	1221	Thailand
HF30497	19943.8	0.000	<b>0.999623</b>	641	438	4097	Czech Republic
MAR-1-2	35600.0	0.000	<b>1.000116</b>	1048	94	157	Russia
MAR-1-3	1.00000	0.000	<b>0.999991</b>	884	92	179	Russia
MK67814	10007.0	0.000	<b>1.000458</b>	465	497	5102	WRC
MS54-S07122	1.00000	0.000	<b>1.003003</b>	1008	94	10093	EKO The Netherlands
NIP31822E6	1.00000	0.000	<b>0.996873</b>	5200	349	5776	Mozambique
PAC3	9962.60	0.070	<b>1.002117</b>	509	381	3242	WRC
PMO2	600.163	0.000	<b>0.998623</b>	692	554	11364	WRC
PMO5	2565.14	0.000	<b>0.999052</b>	528	554	982	WRC
PMO6-0101-CERNY-PS	1.00000	0.000	<b>1.005155</b>	462	437	14068	WRC
PMO6-0101-CERNY-T	1.00000	0.000	<b>1.004938</b>	502	486	7473	WRC
PMO6-0301	51161.5	0.000	<b>1.000588</b>	820	426	1126	Spain
PMO6-0401D	50000.0	0.000	<b>1.020979</b>	477	312	1075	WRC
PMO6-0405	50926.8	0.000	<b>0.999684</b>	593	414	684	Germany
PMO6-0801D	1.00000	0.000	<b>1.137201</b>	1356	484	1514	WRC
PMO6-0802	50000.0	0.000	<b>1.001435</b>	34269	161	208	Luxemburg
PMO6-0803D	51221.0	0.000	<b>1.000364</b>	473	312	1077	WRC
PMO6-0810D	50000.0	0.000	<b>1.018938</b>	499	389	1392	WRC
PMO6-0811D	51037.6	0.000	<b>1.000835</b>	541	496	1481	WRC
PMO6-0812D	50642.6	0.000	<b>1.004392</b>	668	501	1484	WRC
PMO6-0814D	51084.6	0.000	<b>1.002749</b>	743	271	865	WRC
PMO6-0815D	50972.3	0.000	<b>1.001582</b>	548	458	1565	WRC
PMO6-0816D	51022.2	0.000	<b>1.015310</b>	8442	242	594	WRC
PMO6-5	50565.5	0.000	<b>0.999116</b>	725	419	690	Germany
PMO6-81109	23.9995	0.000	<b>0.998577</b>	709	426	2758	JRC Italy

Table 2.2: (continued)

<i>Instrument</i>	$C_1$	$C_2$	<b>WRR Factor</b>	$\sigma$ [ppm]	$N$ <i>used</i>	$N$ <i>tot</i>	<i>Country/ Owner</i>
PMO6-850410	609.170	0.000	<b>0.990890</b>	1155	434	1558	Chile
PMO6-911204	24.1040	0.000	<b>0.999711</b>	1049	437	2758	JRC Italy
PMO6-CC0403	50489.5	0.000	<b>1.000160</b>	732	425	773	Japan
PMO6850406	24.0008	0.000	<b>1.000198</b>	876	323	664	China
PMO8-P01	1.00000	0.000	<b>0.994812</b>	6995	497	982	WRC
PMO811108	24.1010	0.000	<b>1.000657</b>	727	417	1890	Sweden
SIAR-1A	23.6313	0.000	<b>1.002401</b>	994	440	1505	China
SIAR-2A	1.00000	0.000	<b>0.991696</b>	737	495	2107	WRC
SIAR-2B	1.00000	0.000	<b>1.000286</b>	668	427	2107	WRC
SIAR-2C	1.00000	0.000	<b>0.999839</b>	1124	441	1505	China
TIM-WITNESS	1.00000	0.000	<b>0.997303</b>	1420	278	1114	LASP USA
TMI67502	1.00390	0.000	<b>0.999294</b>	1024	454	8145	NOAA USA
TMI67604	1.00520	0.000	<b>0.998226</b>	1343	440	1589	UK
TMI68016	10031.5	0.000	<b>0.999858</b>	758	462	4918	France
TMI68018	1.00460	0.000	<b>0.996804</b>	643	415	5549	NREL USA
TMI68025	1.00200	0.000	<b>0.998613</b>	921	436	5340	Austria
TMI68835	1.00000	0.000	<b>1.000980</b>	1049	436	4686	JRC Italy
TMI69137	10020.0	0.000	<b>1.001752</b>	841	467	4520	Australia

## 2.4 External stability check of the WSG

In Section 2.3 the stability of the WSG was checked by analyzing the trends of individual members of the WSG with respect to the group's average. Here we present an external assessment of the stability of the WSG with respect to all cavity radiometers which have participated in at least two IPCs since 1980 (c.f. Fig. 2.1). This analysis confirms the long-term stability of the WSG within the required uncertainty level of 0.3%. Compared to last IPC (IPC-X, 2005) the WRR factors of HF-type instruments changed by  $-151$  ppm on average. For the "SlowRad" instruments the apparent change is  $+316$  ppm. The statistical uncertainties ( $1-\sigma$ ) of these averages are 340 ppm (HF) and 960 ppm ("SlowRad"), respectively. We thus conclude that the WSG has not significantly drifted over the past five years. For completeness the history of WRR factors since 1980 (IPC-V) is given in Table 2.3 for all participating instruments. Note that in this table the raw WRR factors are listed while normalized factors were used for assessing the stability of the WSG. Normalization was necessary because some instruments used different calibration factors at different times, which produces spurious changes in their WRR factors.

Table 2.3: The history of WRR factors. In this table the raw factors are listed. They depend on the calibration constant which was used which may have changed with time. In the WSG-stability analysis presented in Section 2.4 and Figure 2.1 these factors were re-normalized accordingly.

<i>Instrument</i>	<i>IPC-V</i>	<i>IPC-VI</i>	<i>IPC-VII</i>	<i>IPC-VIII</i>	<i>IPC-IX</i>	<i>IPC-X</i>	<i>IPC-XI</i>
A212	1.019121	0.999320	1.001542	1.001750	1.000650	1.003381	0.996482



A576	1.020130	1.005233	1.001071	1.000460	0.997370	1.000050	0.990369
A702				1.029100	1.003940	1.005965	0.998769
A12578				1.041370	1.005990	1.006532	1.008580
A13439				1.022990	1.002370	1.003291	1.001350
A13444			1.010458				1.036800
A18020		0.998700				1.004923	1.002650
CH1940072						1.005958	1.007580
N-28335				1.003039			1.009040
EPAC11402					0.999250	1.000560	1.000680
EPAC13617	1.003704	1.002801	0.999480				1.001240
HF15744	1.000640	1.000030	0.999650	0.999470	0.999160	0.998034	0.998085
HF18747	1.001964	0.999230	0.999930	1.000950	1.002140	1.002677	1.001870
HF19746	0.999520	0.999940	1.001603	0.999190	0.999660	0.998782	0.998886
HF20406				1.001370	1.003710	1.004066	1.002430
HF27157				1.000380	0.999020	0.998722	0.999647
HF27159			0.999271	0.998880		0.998004	1.000020
HF27162			1.000370	1.000960	1.000820	1.000180	0.999212
HF27796					0.996910	0.996979	0.997204
HF29223				0.997450	0.997470	0.996761	0.997352
AHF14915	0.998751	0.998421	0.999980	1.000460	1.000260	0.999640	0.999682
AHF17142	0.998801	0.997733	0.998901	0.998860	0.998930	0.999141	0.998358
AHF18742						1.003773	1.002280
AHF27160			0.997267	0.997090	0.996770	0.996910	0.996467
AHF27798			0.998363	0.998980	0.999880	0.999410	0.999018
AHF28553				0.997560	0.997330	0.996105	0.996842
AHF28968				0.998720	0.998660	0.997765	0.997734
AHF29220				0.998620	0.998460	0.997556	0.997691
AHF29225					0.997090	0.996105	0.996896
AHF30497					0.997740	0.999350	0.999623
AHF30713					0.998610	0.997512	0.997548
AHF30716					0.997450	0.997157	0.997136
AHF31041					0.998130	0.996294	0.996286
AHF31105						1.001649	0.999964
AHF31110					0.997890	0.997211	0.996431
AHF32446					0.999750	0.998873	1.000050
AHF32448					1.000310	0.999874	0.999939
AHF32455						0.999090	1.000280
AHF33396						0.997951	0.998079
AWX33393						0.997281	0.999362
TMI67502	0.999290	0.998471	1.000390	0.998660	0.999660	0.999480	0.999294
TMI67604	1.002376	1.000932	1.001402	1.002390	0.999280	0.998792	0.998226
TMI68016	1.001492	0.999830	1.001242	1.000500	0.997790	1.000090	0.999858
TMI68018			0.998692		0.998480	0.997138	0.996804
TMI68025			0.999460	0.999860	1.000060	0.998135	0.998613
TMI69137				1.002790	1.002300	1.001703	1.001750
MAR-1-2				0.999610		0.998702	1.000120
CROM9L					0.998570	0.999111	0.998363

PMO6-5	1.006756	1.000100	0.998602	0.997980	1.000530	0.999960	0.999116
PMO6-79-122			0.996890	0.999970	0.999860	1.000390	0.999401
PMO6-79-123					1.003400	1.000510	0.937200
PMO6-80022		1.000230	0.996890	0.996130	0.996990	0.997944	1.003080
PMO6-811108		0.999210	0.999970	1.000110	0.999970	0.998114	1.000660
PMO6-811109					0.999460	0.998412	0.998577
PMO6-850405				1.000370	0.999290	0.999191	1.000560
PMO6-850406					1.000320	0.999440	1.000200
PMO6-850410				1.001800	1.015280	0.987030	0.990890
PMO6-911204					1.000810	0.999011	0.999711
SIAR-1 (SIAR-1A)					0.999220	1.001924	1.002400
SIAR-2A						1.000623	0.991696
SIAR-2B						0.998620	1.000290
SIAR-2C						1.000087	0.999839

## 2.5 Saharan Dust Event (SDE)

During the night of October 7<sup>th</sup>/8<sup>th</sup> a dust cloud from the Sahara desert has been transported over Switzerland by high-altitude winds. The appearance of the dust particles is reflected in an excess of large particles ( $> 1\mu\text{m}$ ) in the AERONET inversion results on the corresponding days (c.f. Fig. 2.2). The particle distribution significantly affects the scattering phase function (scattering angle) and thus changes the aureole radiation. Instruments with different view-limiting geometries see either more or less of this change. We use the view-limiting geometries from Table 2.4 together with the scattering phase functions (see Sect. 4.5), the Aerosol Optical Depth (AOD, see Sect. 4.3), and other scattering parameters (Sect. 4.4) to calculate the aureole correction with SMARTS (Gueymard, C. A., Solar Energy, 71(5), 2001) depending on the view-limiting geometry of each type of cavity radiometer<sup>2</sup>. The aureole correction is calculated with respect to the view-limiting geometry recommended by the CIMO Guide. Hence, all HF- and PMO6-type radiometers which follow the CIMO recommendations very closely do not need this correction, although we applied it for sake of consistency. On the other hand, on October 8<sup>th</sup> the correction can be as large as  $-0.2\%$  in the case of the SIAR. Also PMO2 and PMO5 require large corrections of  $-500$  ppm and  $+600$  ppm, respectively.

The correction factors for the WSG are plotted in Figure 2.3.

<sup>2</sup>Interestingly, the SDE effect is not very distinct in most Ångström Åms (c.f. Chap. 3.1). Probably because the area of sky at large angular distance from the sun is small in the elongated field-of-view. In other words, the "radiation-weighted" effective field-of-view of Ångström Åms might not be too different the CIMO recommendations. Because of the smallness of the SDE effect and the difficulties to reduce the rectangular to a circular view-limiting geometry we did not apply the SDE correction to Ångström Åms. In the case of thermopile instruments (NIPs, CH1s etc.) their level of accuracy does not warrant to apply the correction.

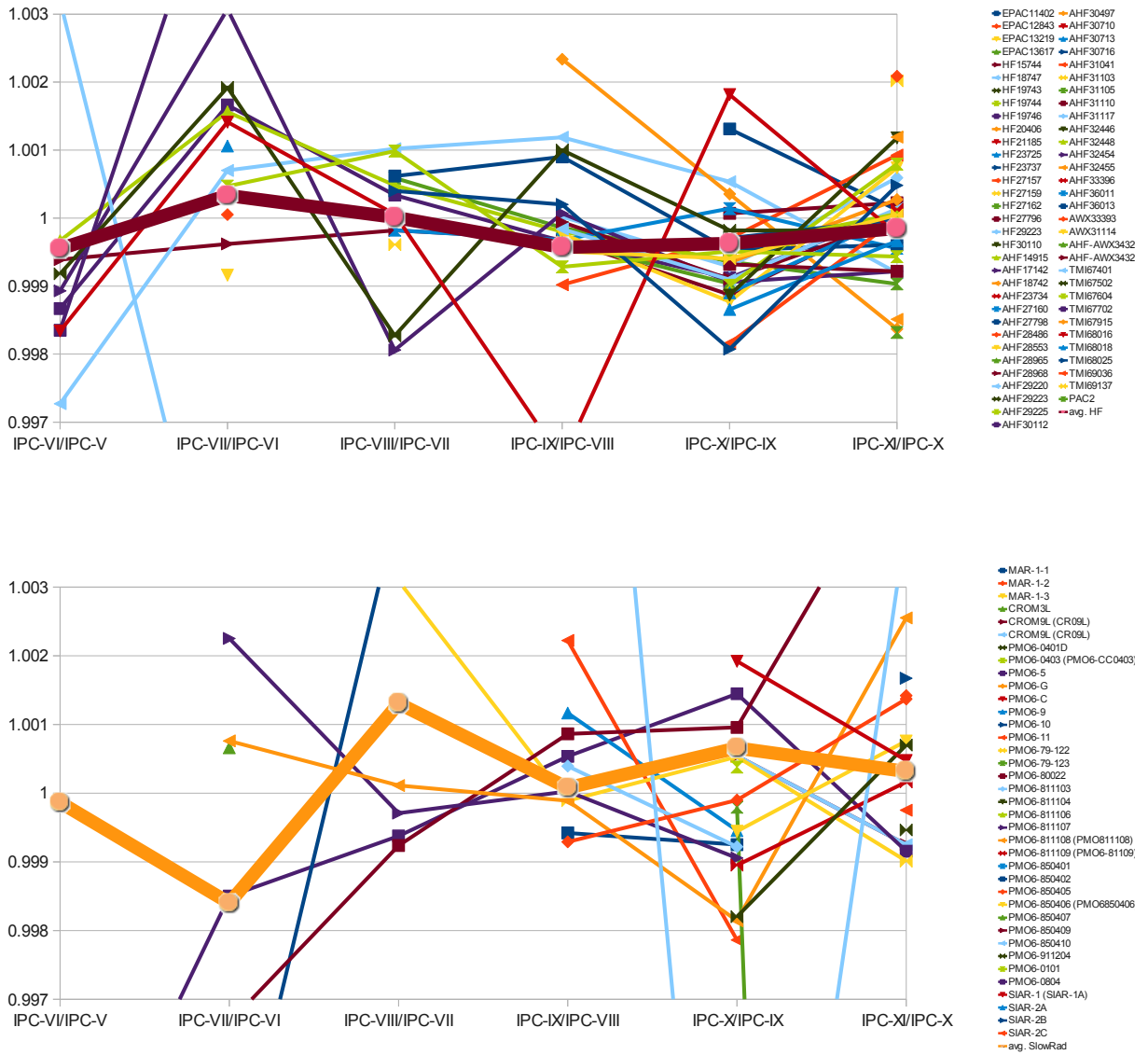


Figure 2.1: The historic development of the WRR factors of all cavity radiometers which have participated in at least two IPC's since 1980 (IPC-V). The top panel shows how the WRR factors of HF-type pyrheliometers (including PAC, EPAC, and TMI) changed between consecutive IPCs since 1980 (IPC-V). The same is shown on the bottom panel for "SlowRad"-type radiometers, i.e. radiometers with alternating open/closed measurements. Note that in this analysis all WRR factors are normalized to the calibration constant which was used at the time.

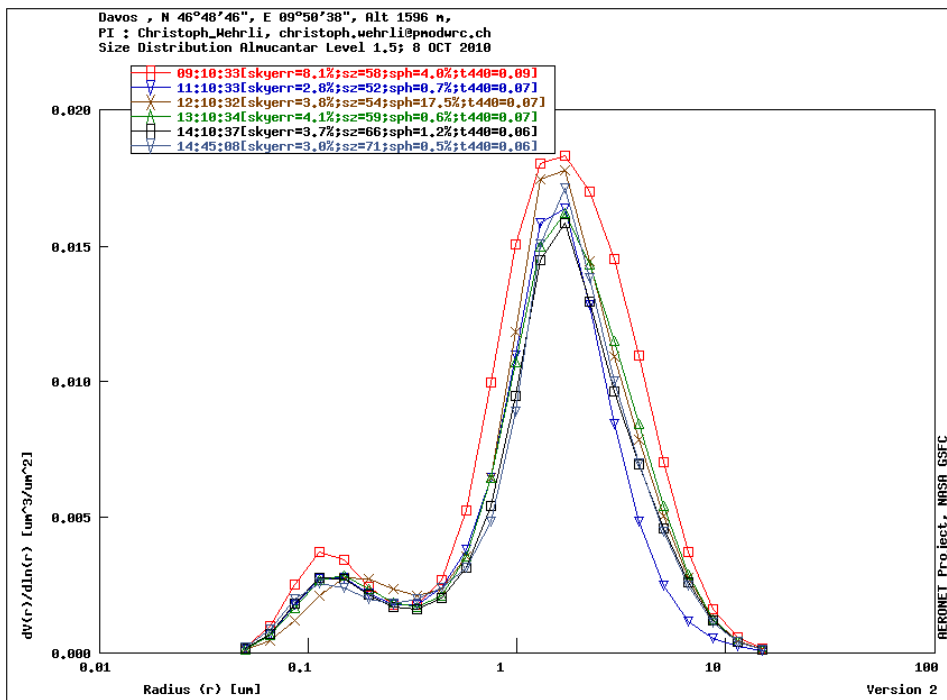
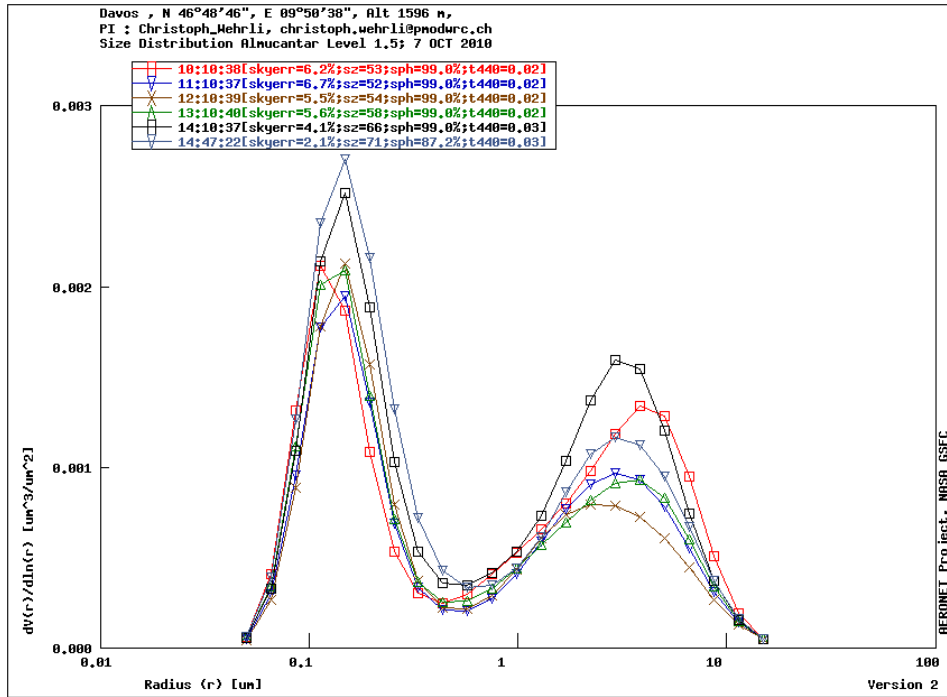


Figure 2.2: The size distribution of aerosol particles measured by the AERONET Davos station on October 7<sup>th</sup> (top panel) and 8<sup>th</sup> (bottom panel). The excess in large particles ( $> 1\mu\text{m}$ ) gradually normalizes during the following week. The size distribution significantly affects the scattering phase function and thus the aureole radiation.

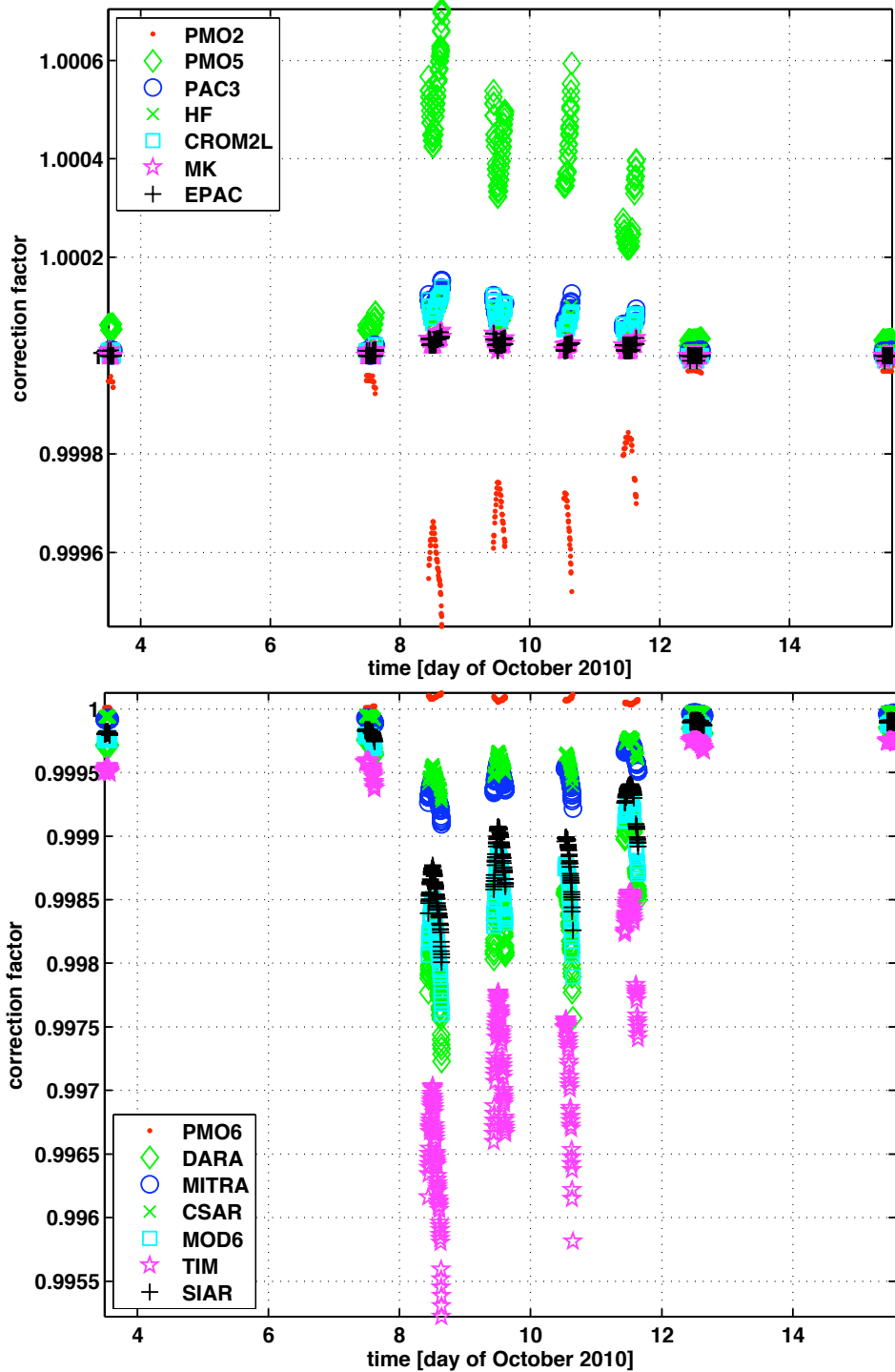


Figure 2.3: The aureole correction before and during the Saharan dust event depending on type of instrument. The correction was applied to all cavity instruments. In the top panel the symbols for HF/AHF are hidden behind MK/TMI, CROM, and EPAC. (Calculations and graphics by Andr   Fehlmann.)

Table 2.4: The view-limiting geometries for each type of instrument (all dimensions in mm).

<i>Instrument (Type)</i>	<i>front aperture radius</i>	<i>rear aperture radius</i>	<i>distance between apertures</i>
PM02	3.6	2.5	75.0
PM05	3.7	2.5	95.4
PM06	4.2	2.5	98.5
PAC3	8.18	5.64	190.5
CROM2L	6.29	5.0	144.05
HF	5.81	3.99	134.7
TMI	8.2	5.56	187.6
SIAR	5.7	4.0	100.0

## Chapter 3 Conclusions and Recommendations

Despite the partial failure of two WSG instruments (PAC3 and HF18748, c.f. Sect. 2.4) the WRR is considered stable within the limits required by the WMO-CIMO Guide. The new WRR factors are calculated based on the average readings of PMO2, PMO5, CROM2L, and MK67814. Compared to IPC-X most participating instruments show insignificant changes in their WRR factors, which confirms the stability of the WRR. The recommended WRR factors are listed in Table 2.2.

The flexibility offered by the new data acquisition system allowed for quick response in case of suspected problems with individual instruments. In several cases small stability issues of participating instruments could be identified and fixed with only minimal loss of observing time.

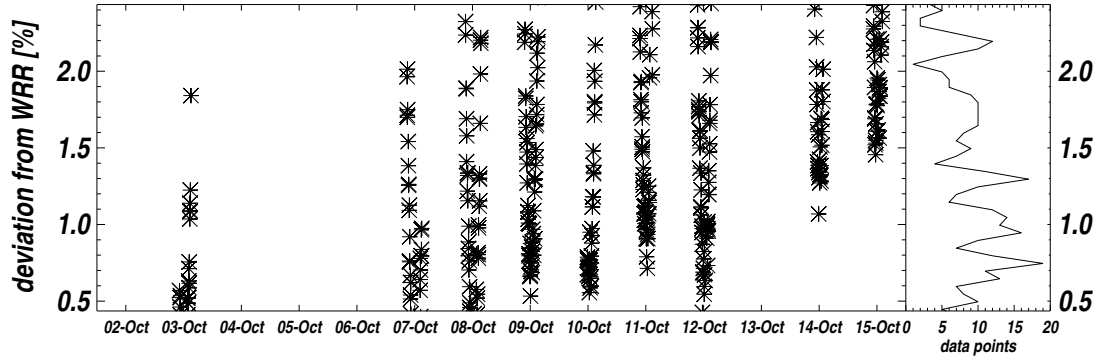
The Saharan Dust Event (SDE) which affected the measurements from October 8<sup>th</sup> through 13<sup>th</sup> revealed the susceptibility of direct solar irradiance measurements to atmospheric conditions and emphasized the importance to follow the recommendations concerning view-limiting geometry. While it was possible to compensate for the geometry-induced SDE effect the required auxiliary data (AOD, scattering phase function) and sophisticated models are not normally available at field sites. We thus strongly recommend the use of pyrheliometers which obey the CIMO recommendations for view-limiting geometry.

---

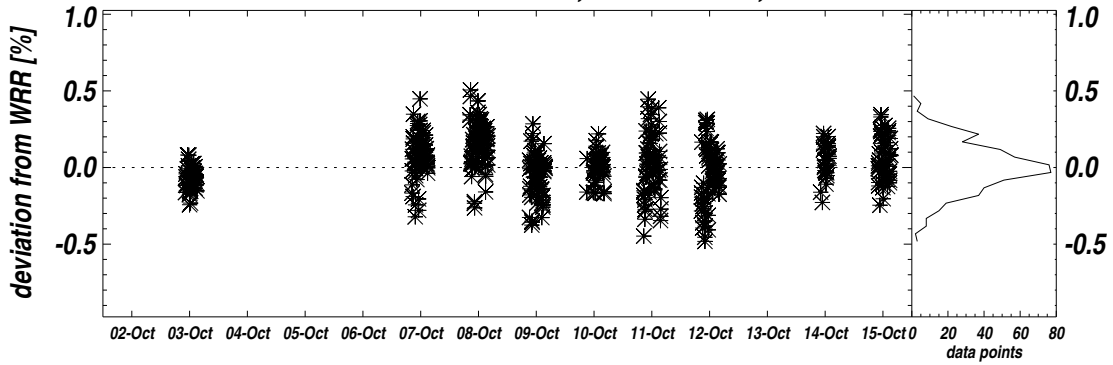
### 3.1 Graphical Representation of the Results

On the following pages are the data plots for each instrument. The deviation from WRR is plotted in percents. All the points which were used for the analysis (i.e. the points fulfilling the selection criteria listed in Sect. 2.1) have been plotted with a corresponding histogram on the side.

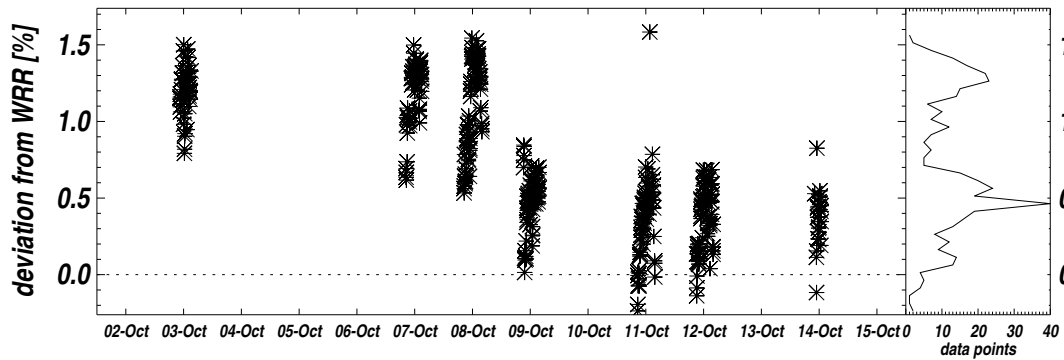
**0501657: WRR factor=1.014360,  $\sigma=0.010459$ , n=551**



**080002: WRR factor=1.000250,  $\sigma=0.001669$ , n=547**

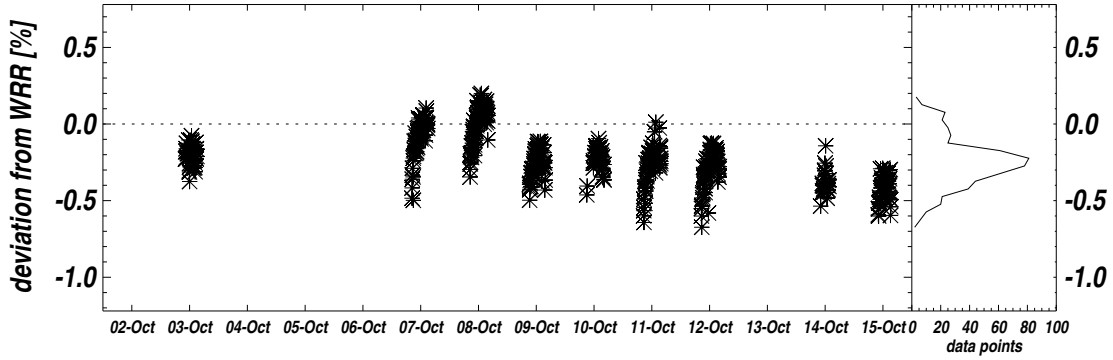


**080004: WRR factor=1.007380,  $\sigma=0.004469$ , n=417**

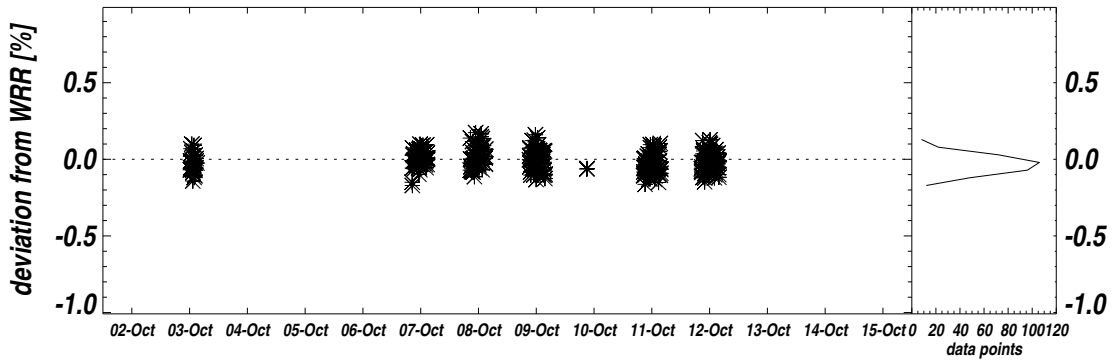




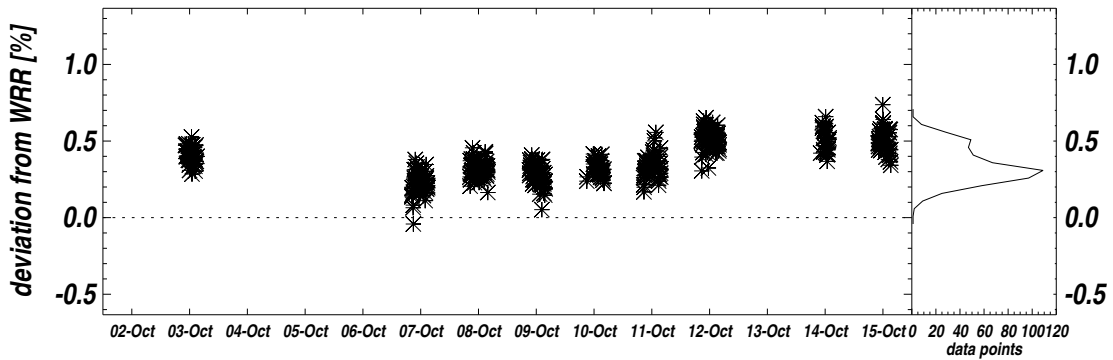
**080015: WRR factor=0.997799,  $\sigma=0.001671$ , n=554**



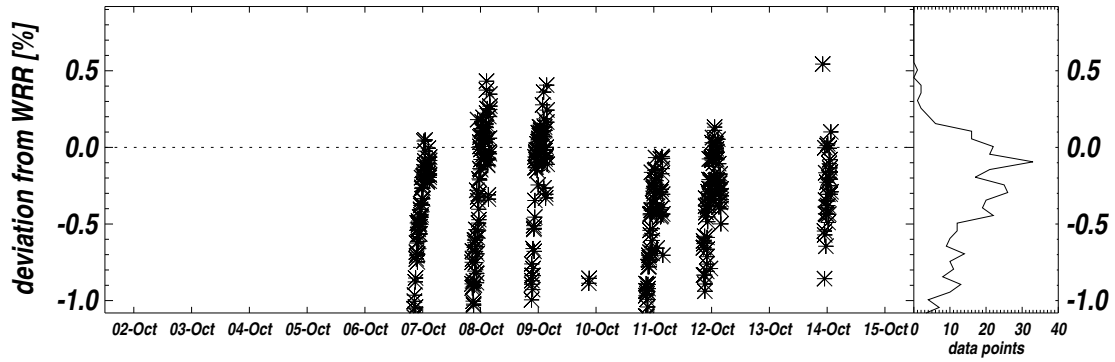
**0804: WRR factor=0.999914,  $\sigma=0.000645$ , n=364**



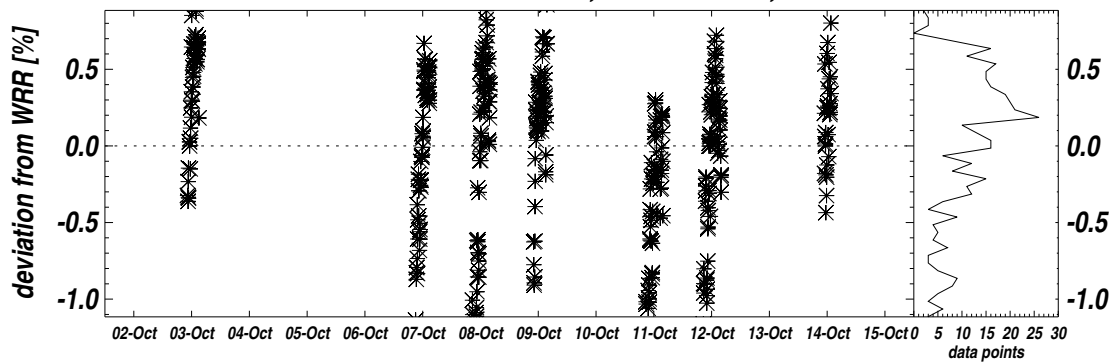
**090090: WRR factor=1.003660,  $\sigma=0.001191$ , n=554**



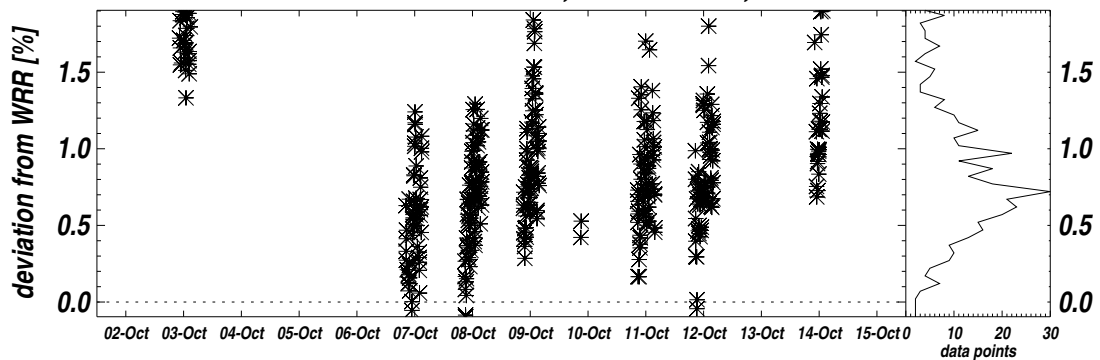
**21451E6: WRR factor=0.999193,  $\sigma=0.007685$ , n=453**

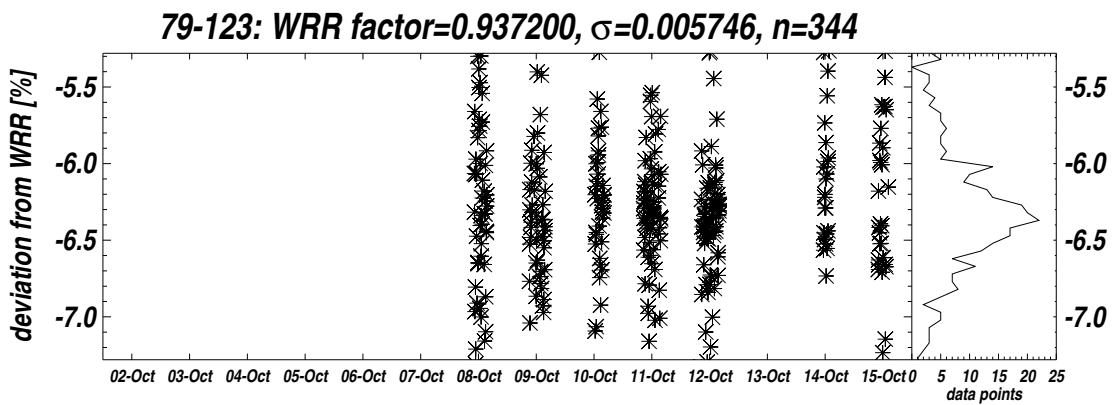

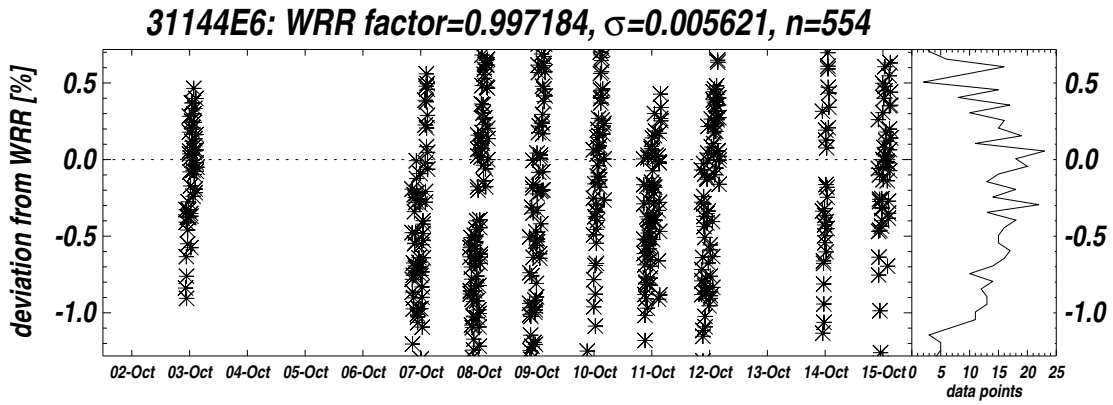


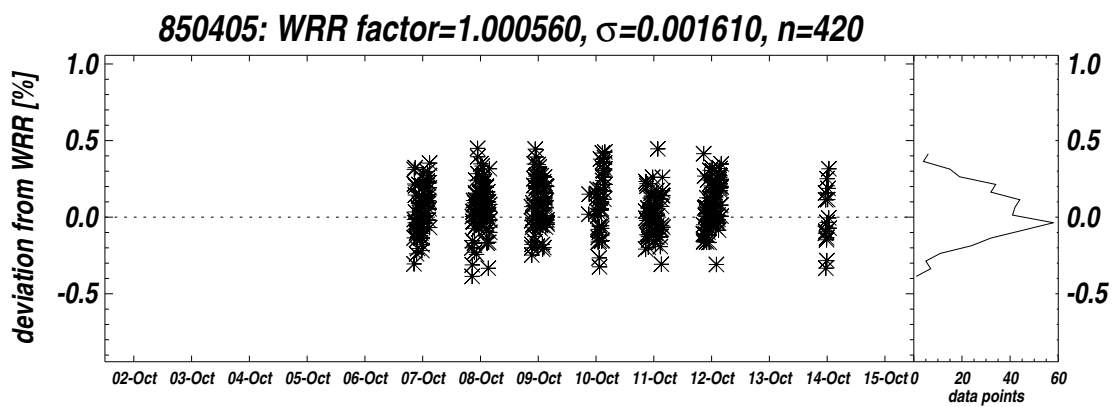
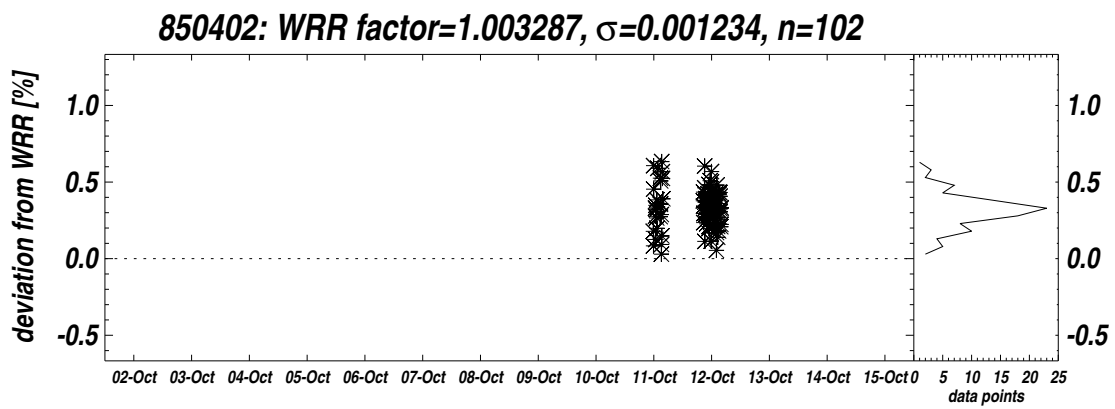

**25738E6: WRR factor=0.998843,  $\sigma=0.006614$ , n=453**



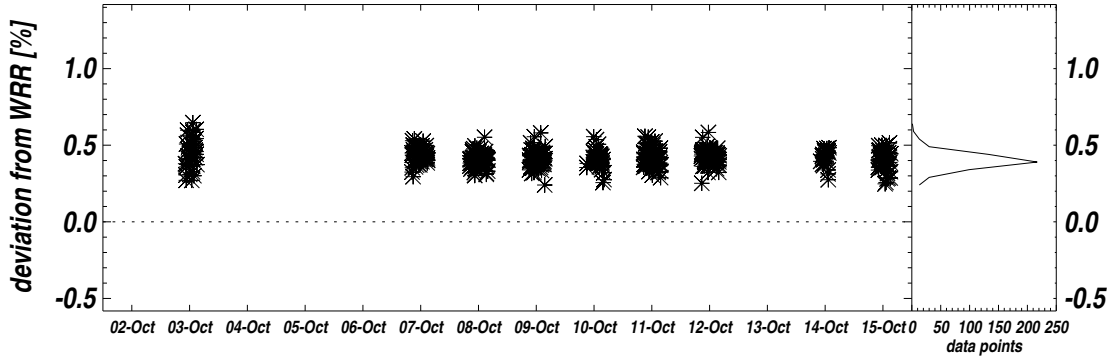
**28335: WRR factor=1.009040,  $\sigma=0.005413$ , n=424**



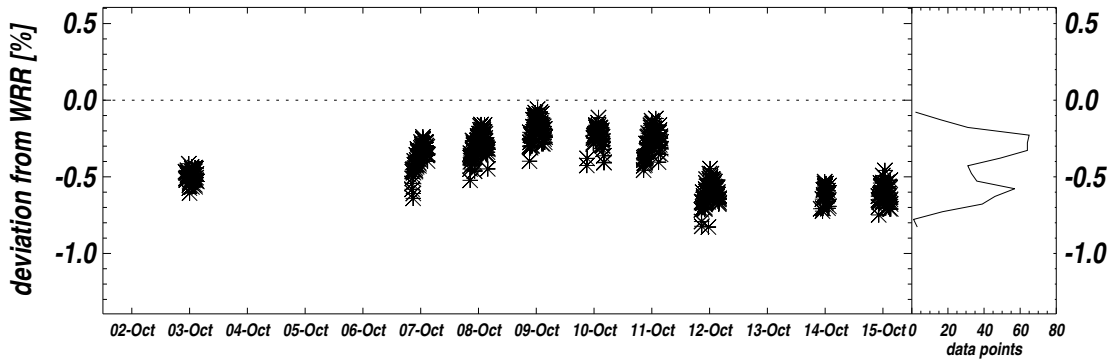




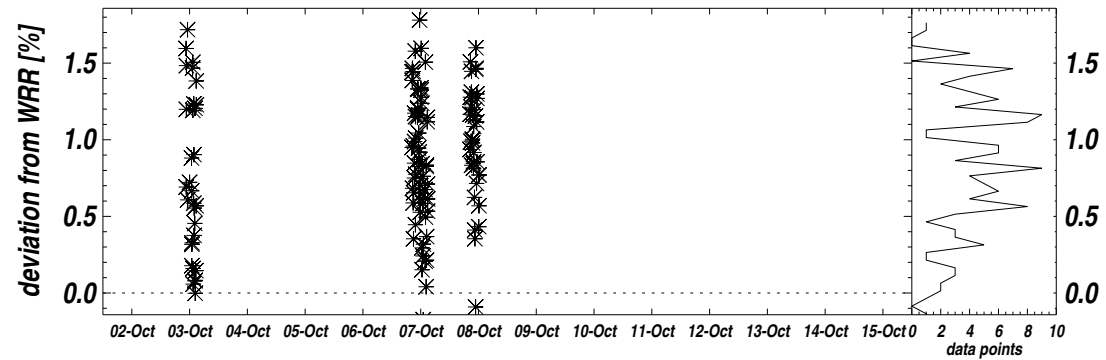
**850409: WRR factor=1.004180,  $\sigma=0.000576$ , n=539**

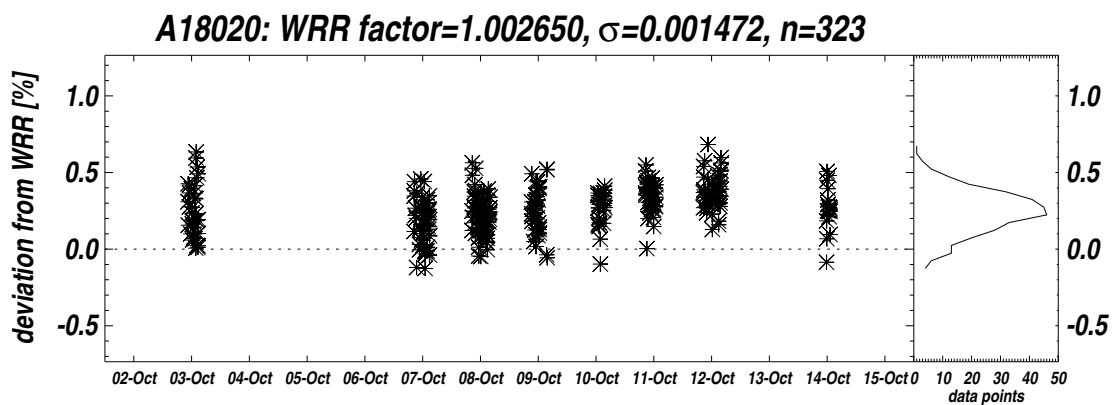
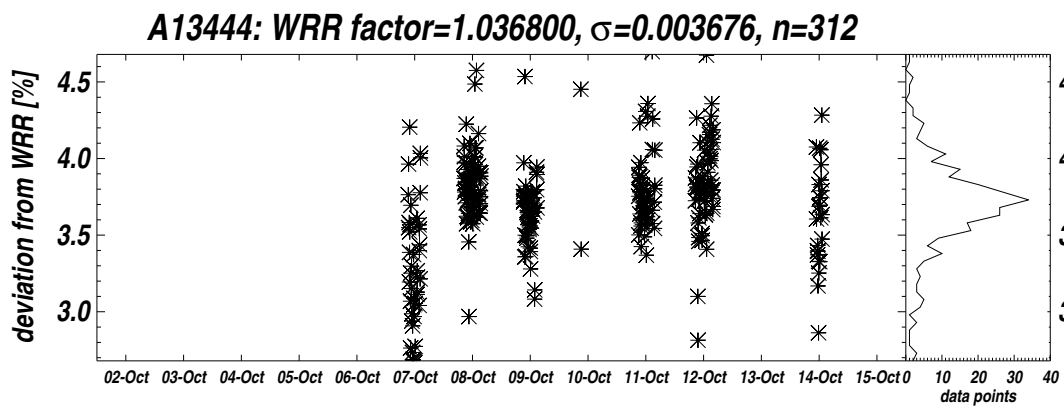
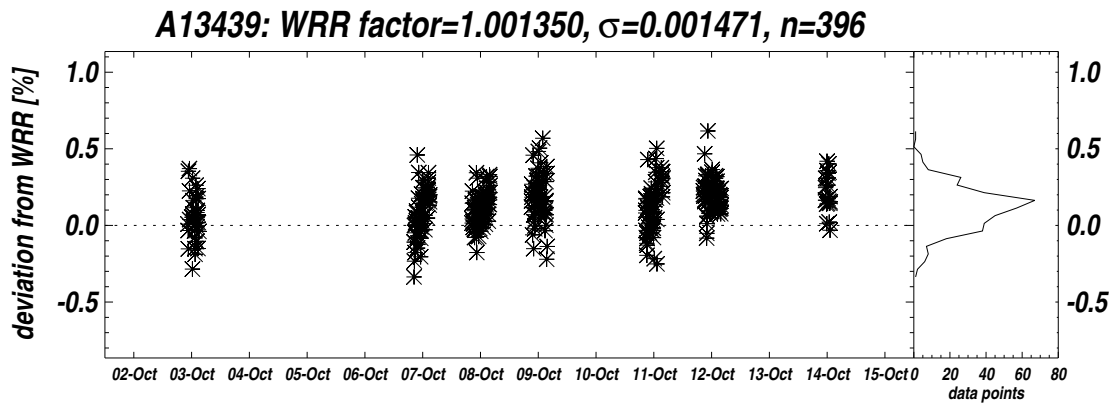


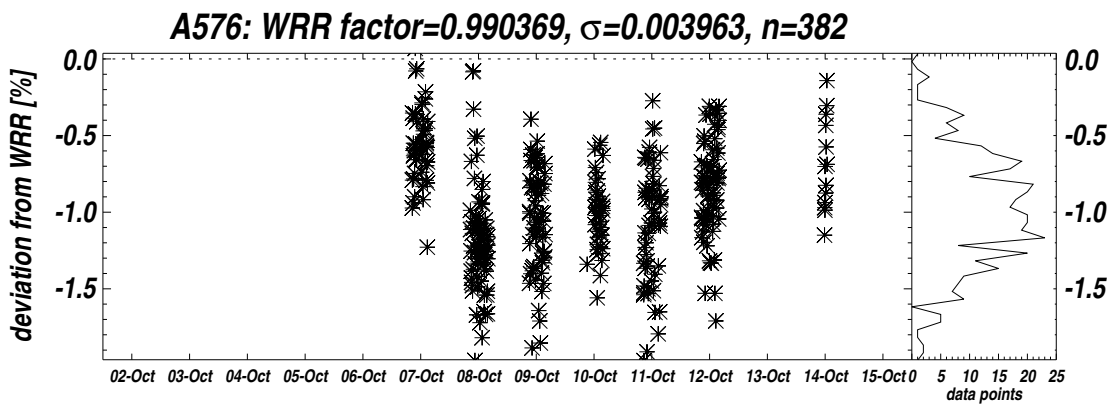
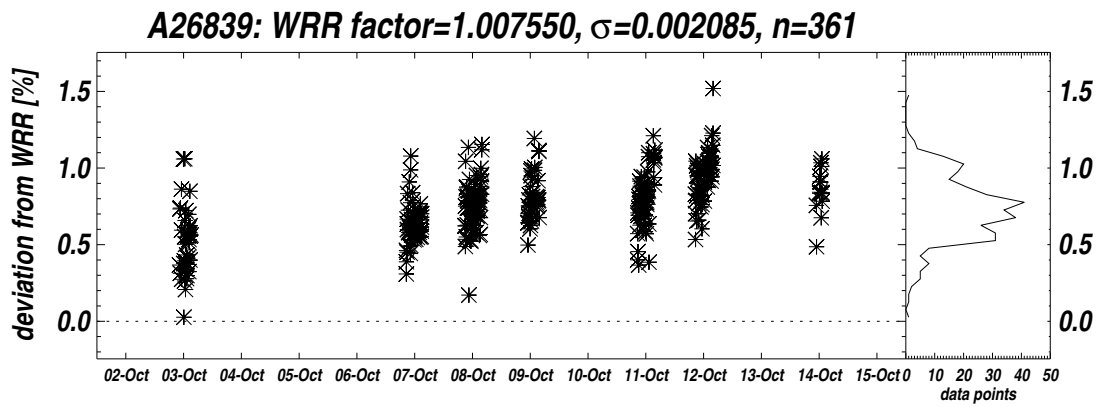
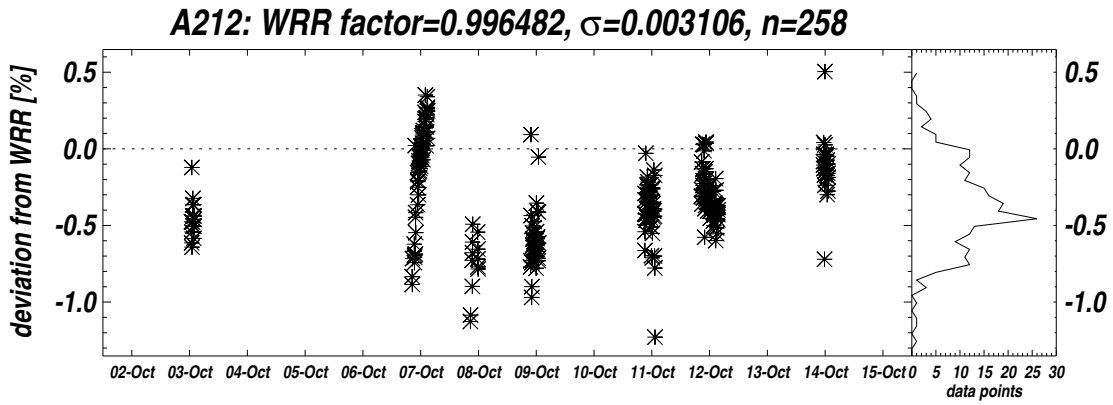
**970147: WRR factor=0.996057,  $\sigma=0.001739$ , n=554**

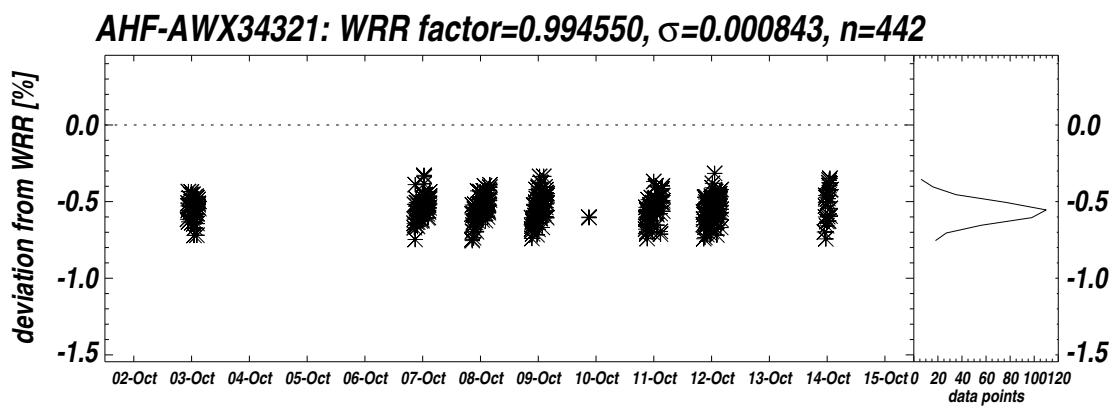
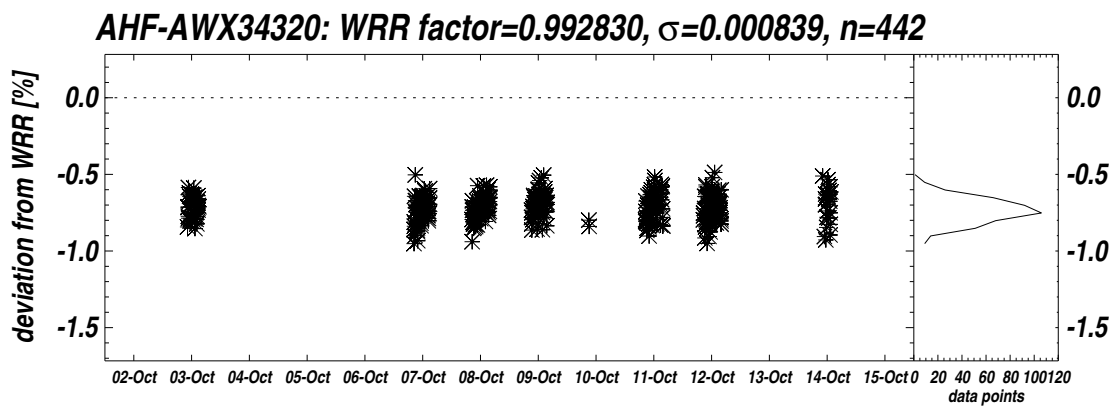
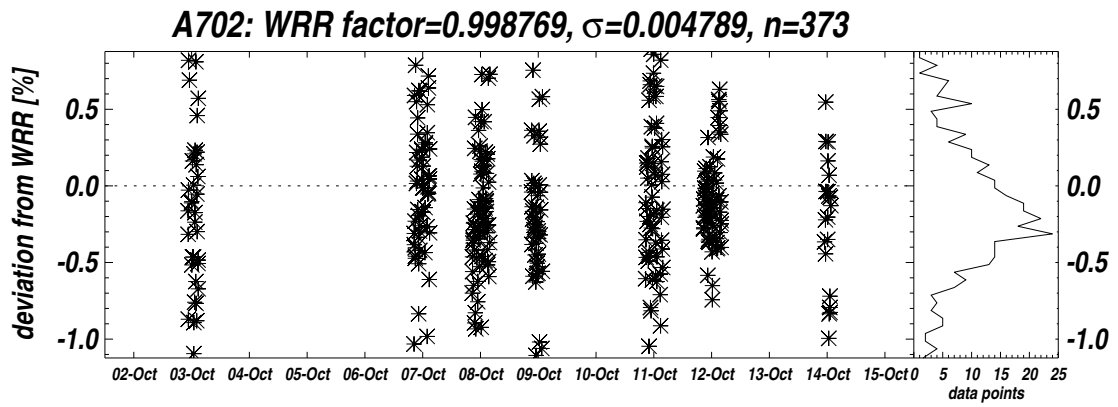


**A12578: WRR factor=1.008580,  $\sigma=0.004598$ , n=134**



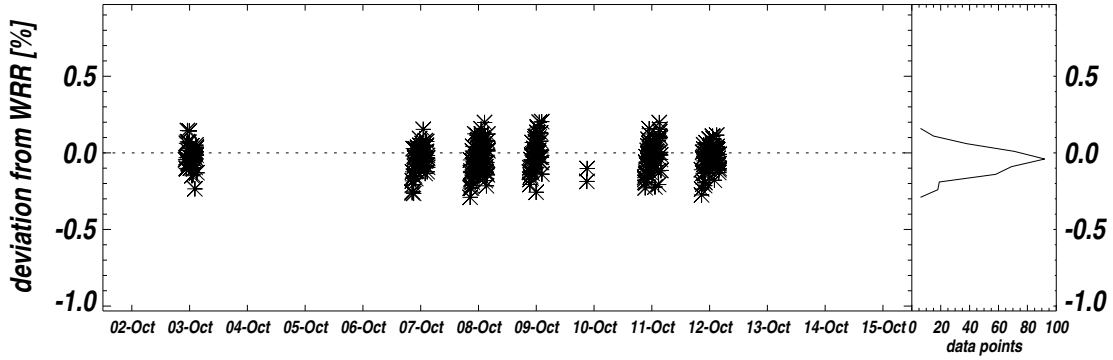




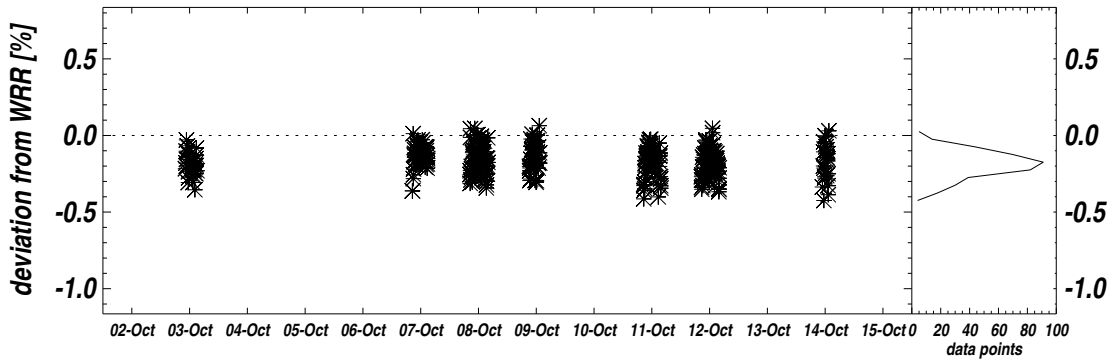




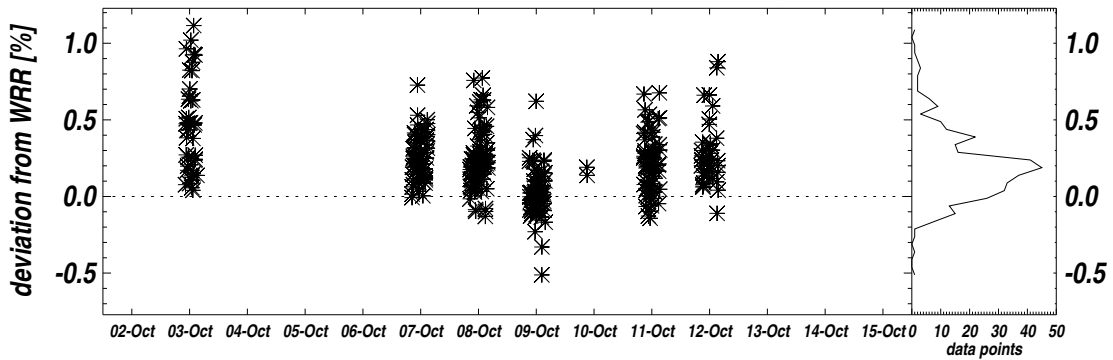
**AHF14915: WRR factor=0.999682,  $\sigma=0.000920$ , n=392**



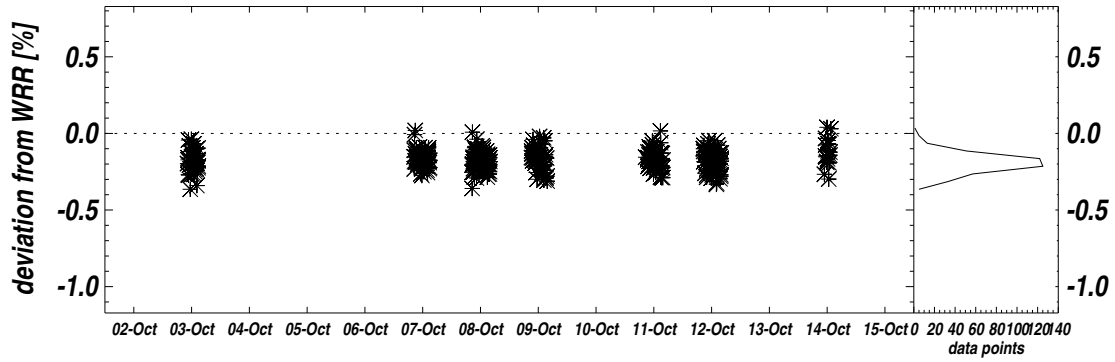
**AHF17142: WRR factor=0.998358,  $\sigma=0.000908$ , n=397**



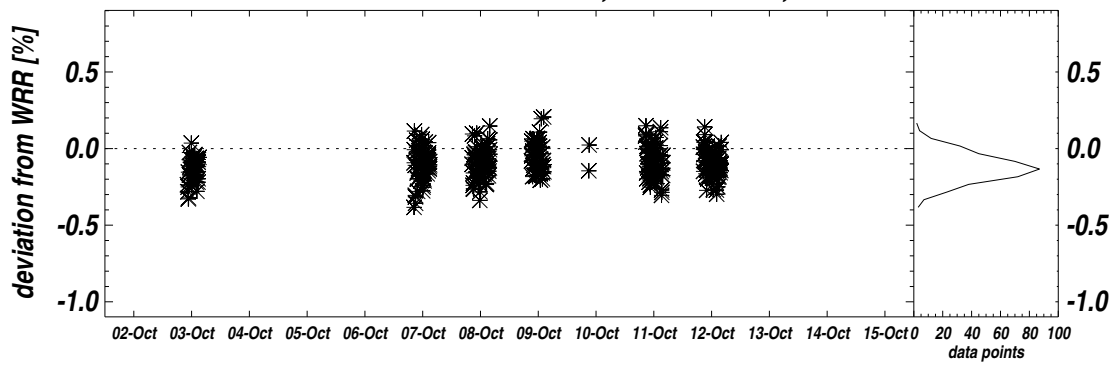
**AHF18742: WRR factor=1.002280,  $\sigma=0.002283$ , n=361**



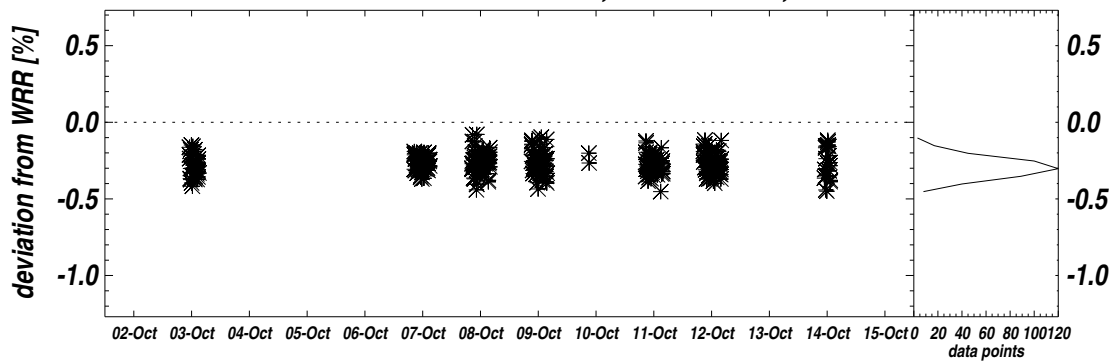
**AHF23734: WRR factor=0.998281,  $\sigma=0.000659$ , n=412**



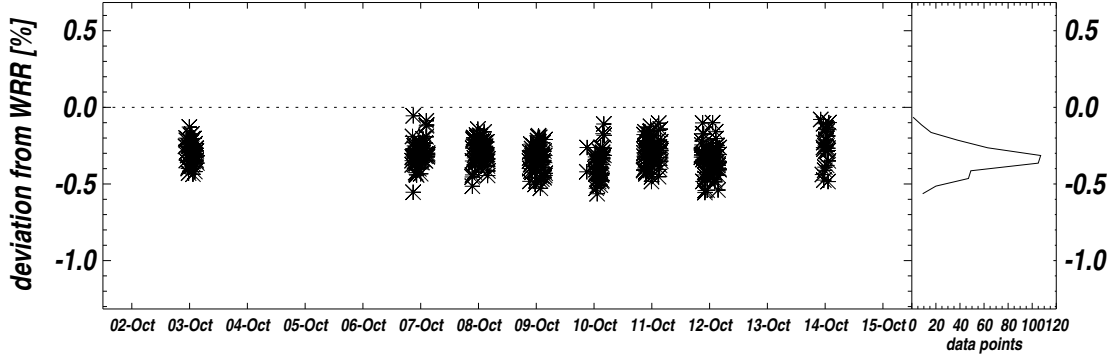
**AHF27798: WRR factor=0.999018,  $\sigma=0.000989$ , n=395**



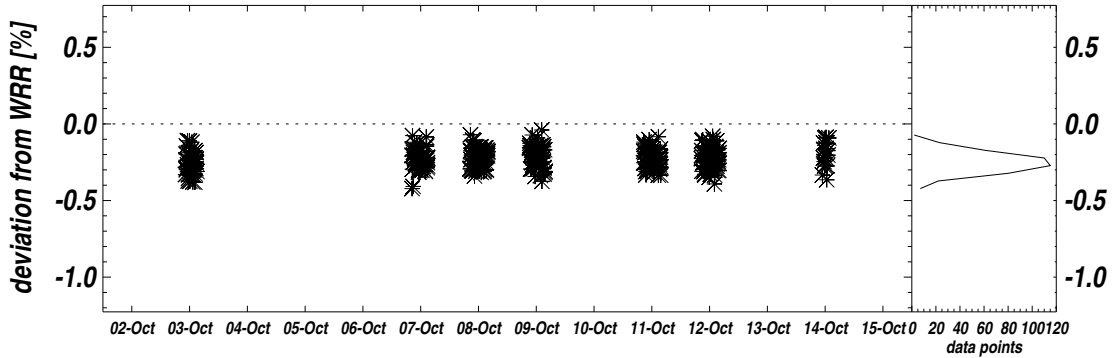
**AHF28486: WRR factor=0.997308,  $\sigma=0.000672$ , n=422**



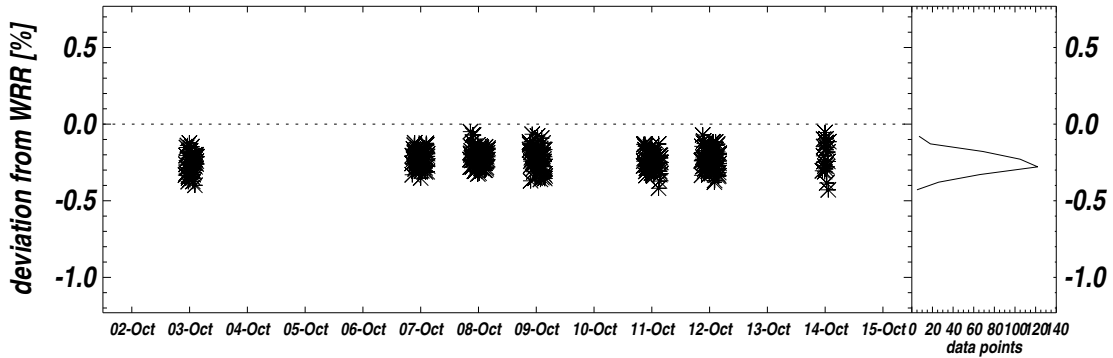
**AHF28553: WRR factor=0.996842,  $\sigma=0.000930$ , n=463**

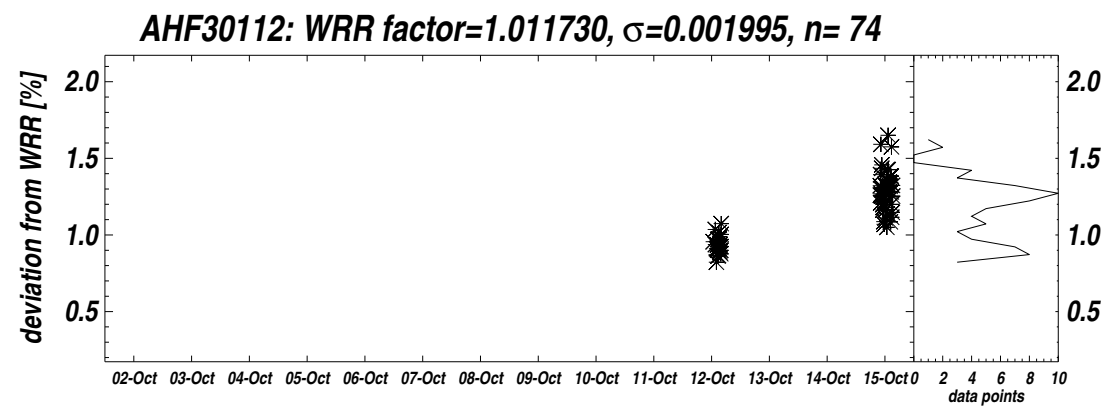
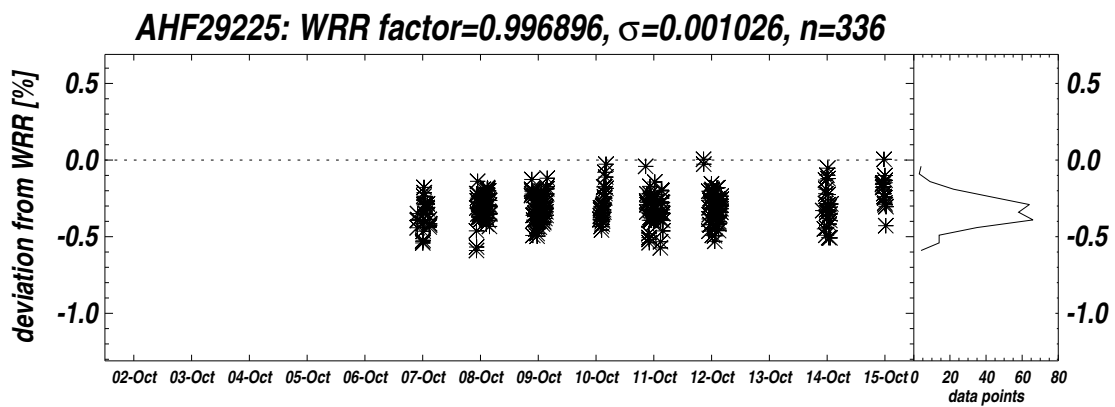
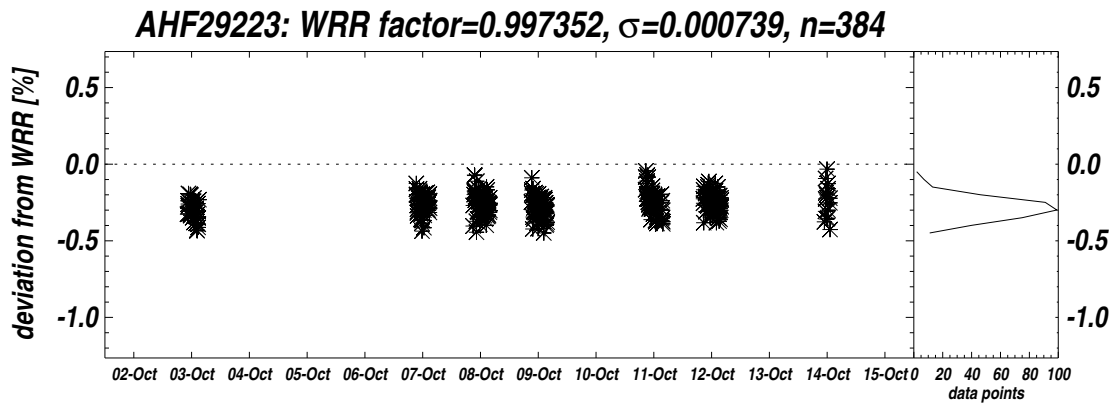


**AHF28968: WRR factor=0.997734,  $\sigma=0.000656$ , n=420**

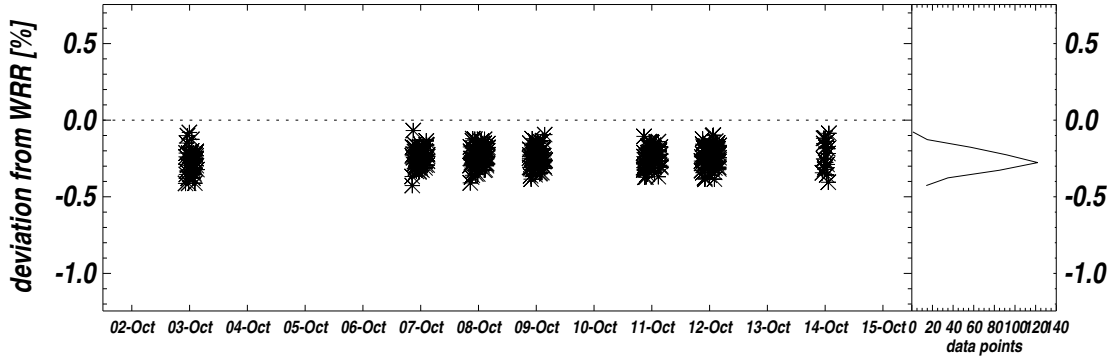


**AHF29220: WRR factor=0.997691,  $\sigma=0.000669$ , n=418**

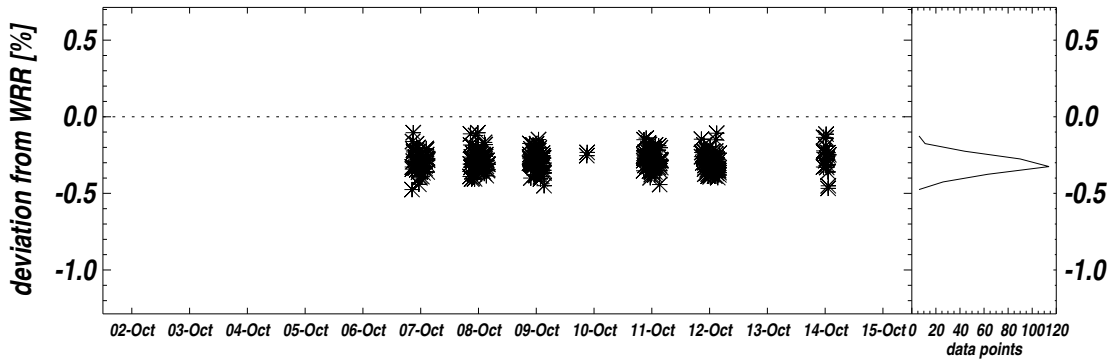




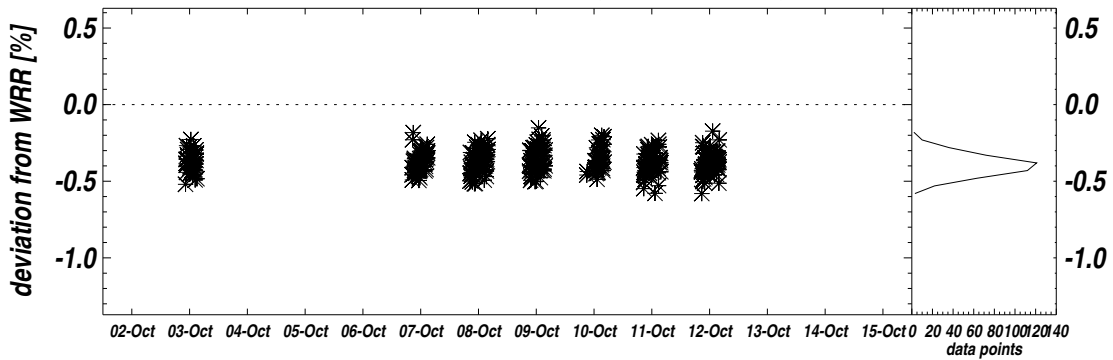
**AHF30713: WRR factor=0.997548,  $\sigma=0.000679$ ,  $n=421$**



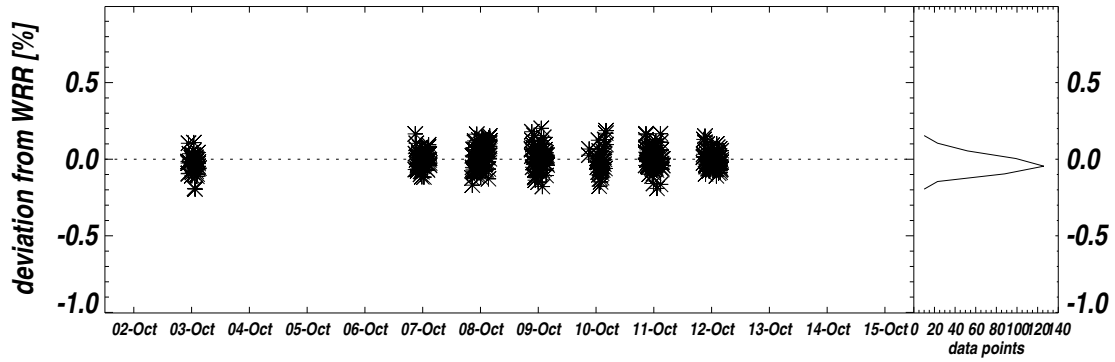
**AHF30716: WRR factor=0.997136,  $\sigma=0.000656$ ,  $n=360$**



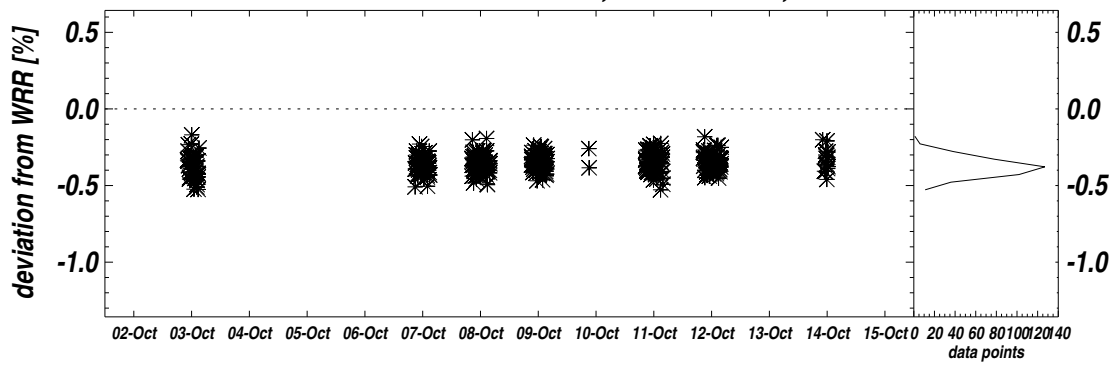
**AHF31041: WRR factor=0.996286,  $\sigma=0.000699$ ,  $n=441$**



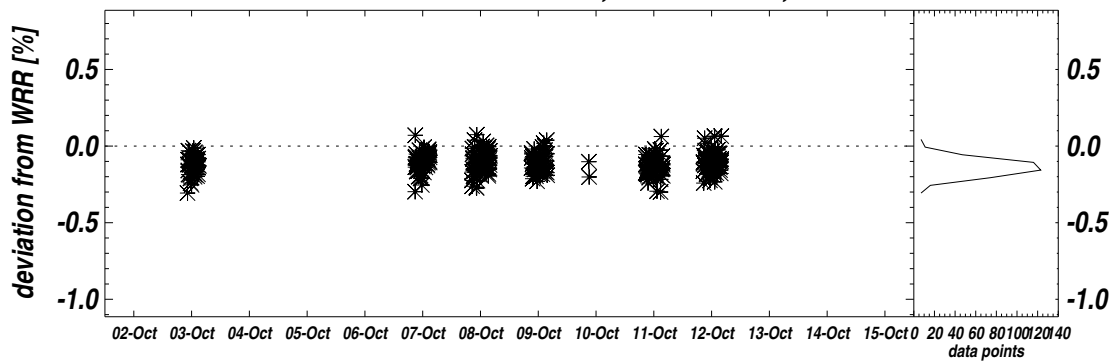
**AHF31105: WRR factor=0.999964,  $\sigma=0.000708$ , n=431**

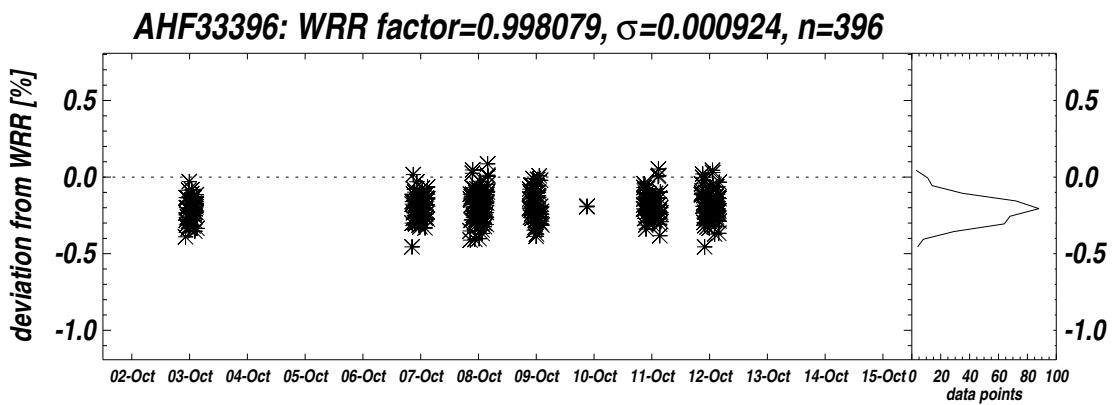
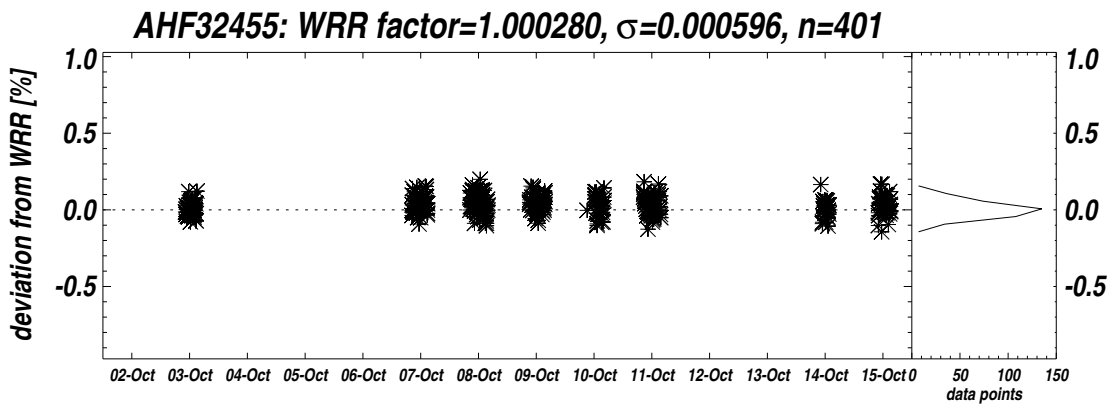
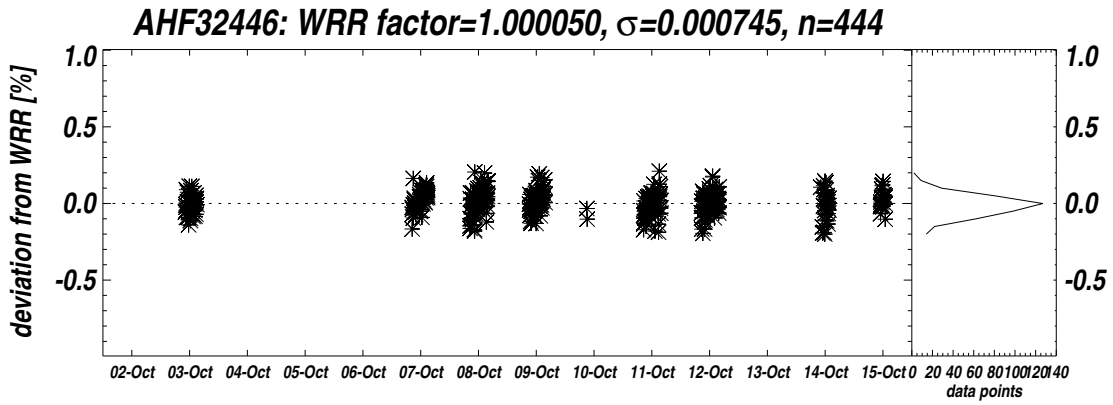


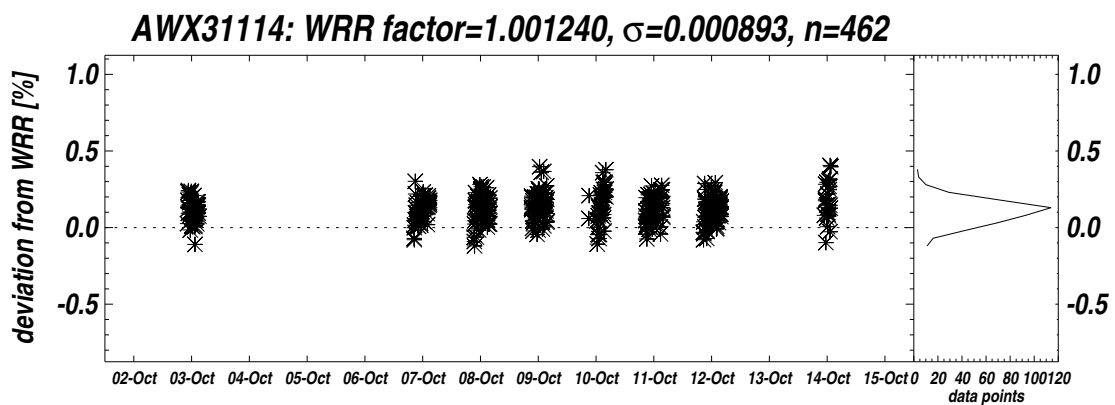

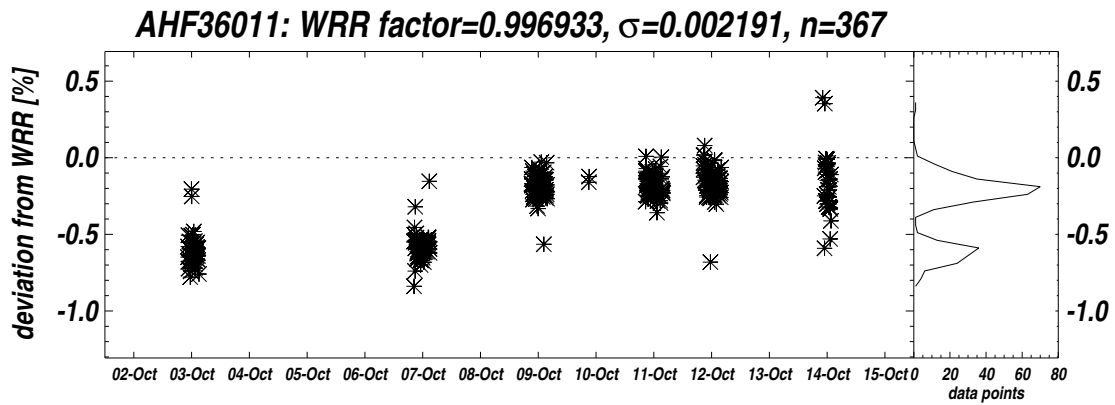
**AHF31110: WRR factor=0.996431,  $\sigma=0.000627$ , n=399**



**AHF31117: WRR factor=0.998861,  $\sigma=0.000641$ , n=401**

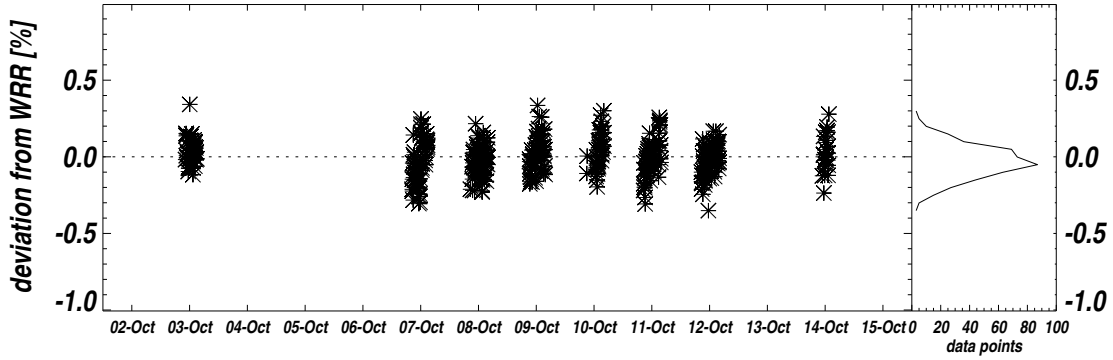




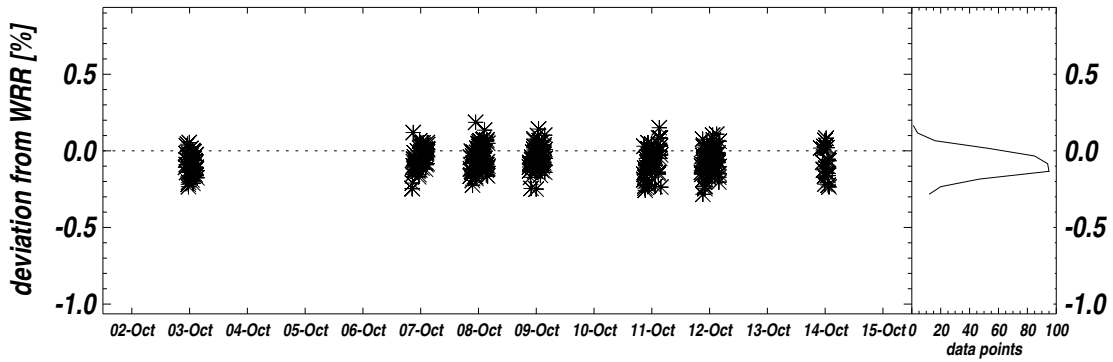




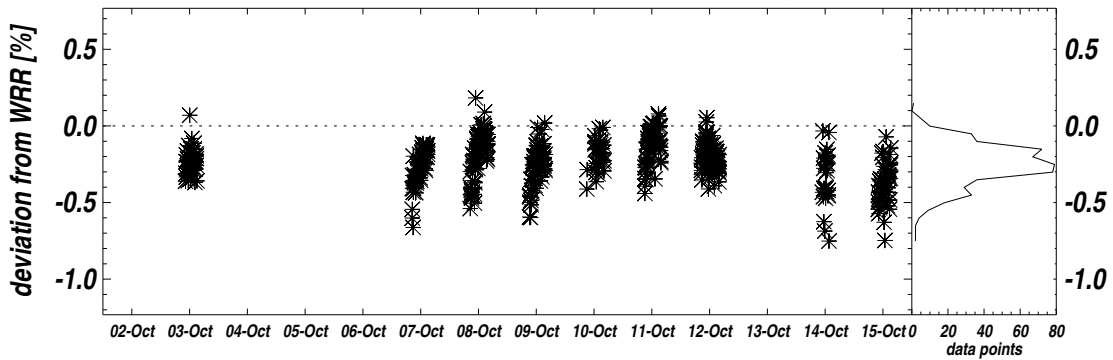
**AWX32448: WRR factor=0.999939,  $\sigma=0.001149$ , n=465**

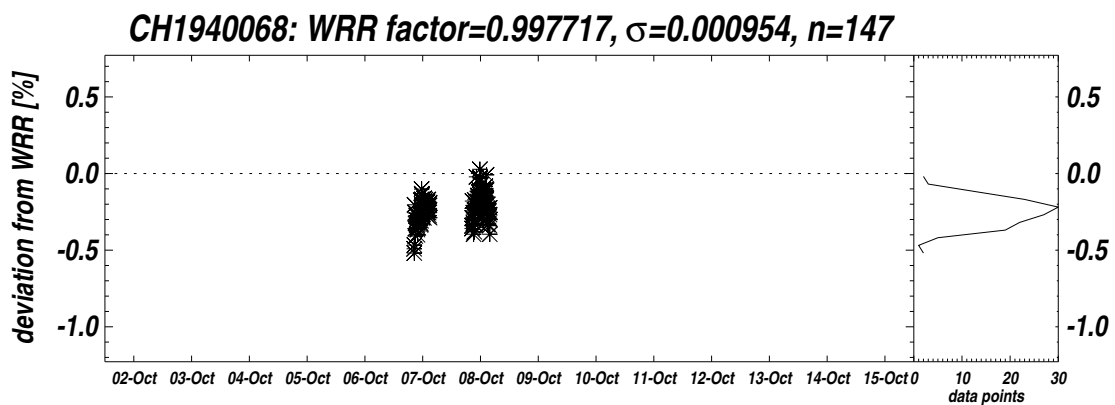
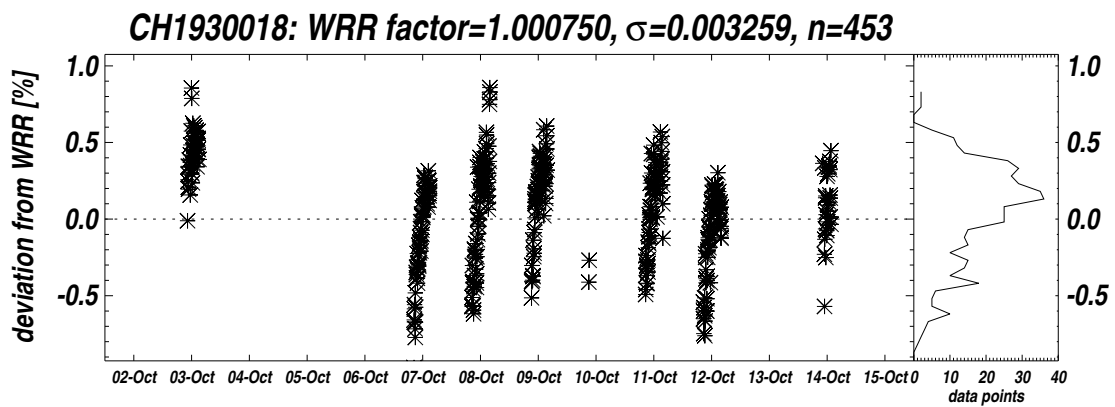
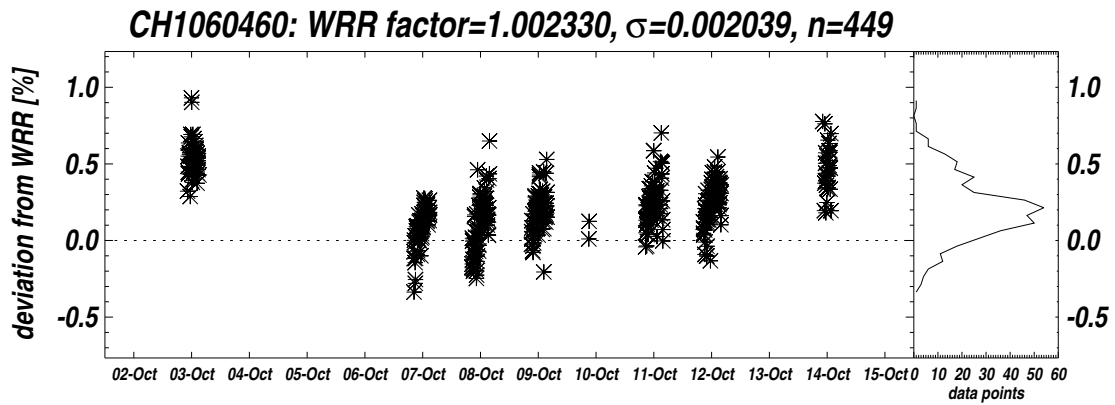


**AWX33393: WRR factor=0.999362,  $\sigma=0.000819$ , n=427**

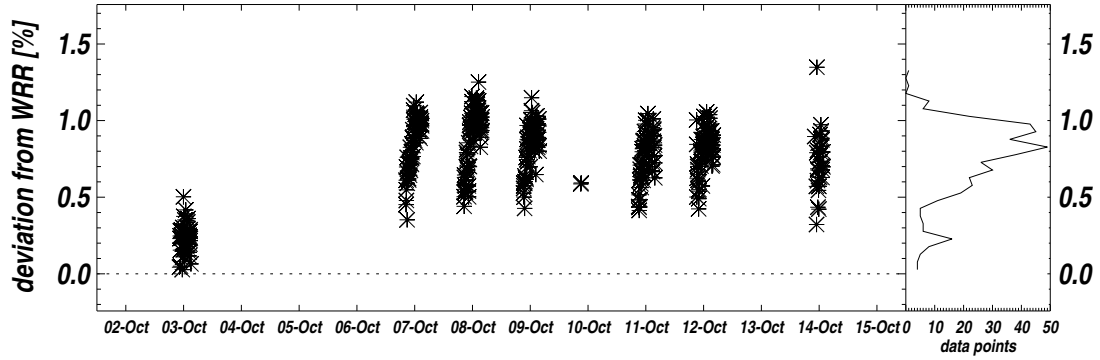


**CH1020283: WRR factor=0.997677,  $\sigma=0.001423$ , n=516**

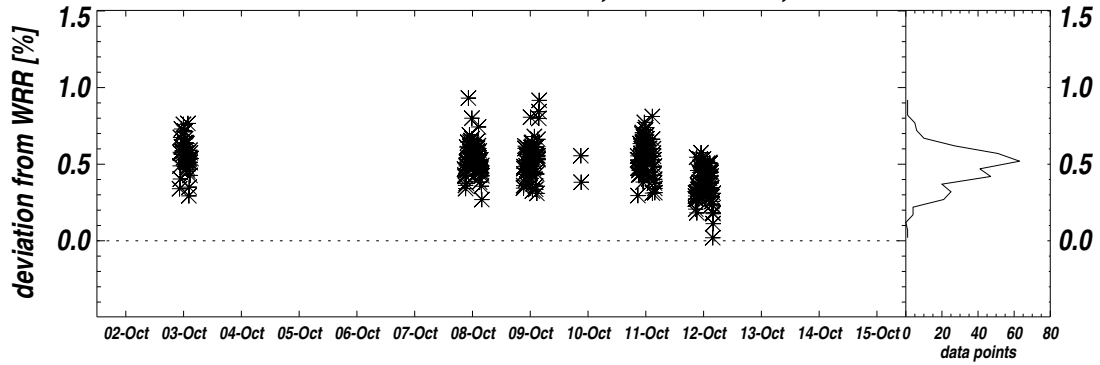




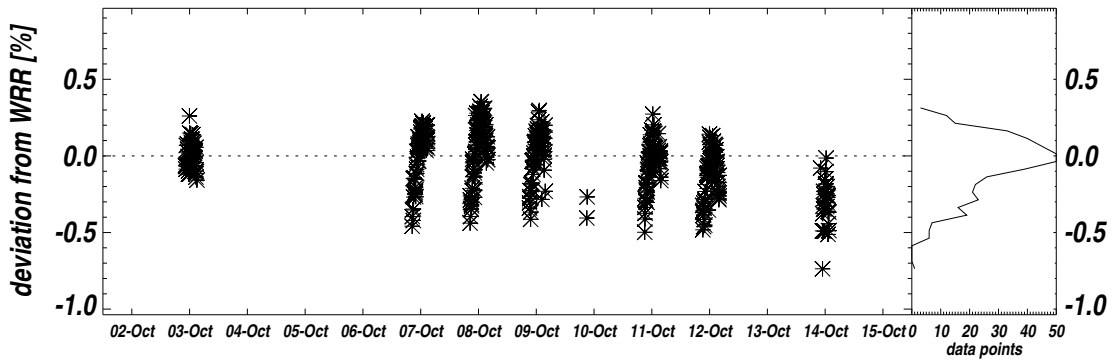
**CH1940072: WRR factor=1.007580,  $\sigma=0.002526$ , n=439**

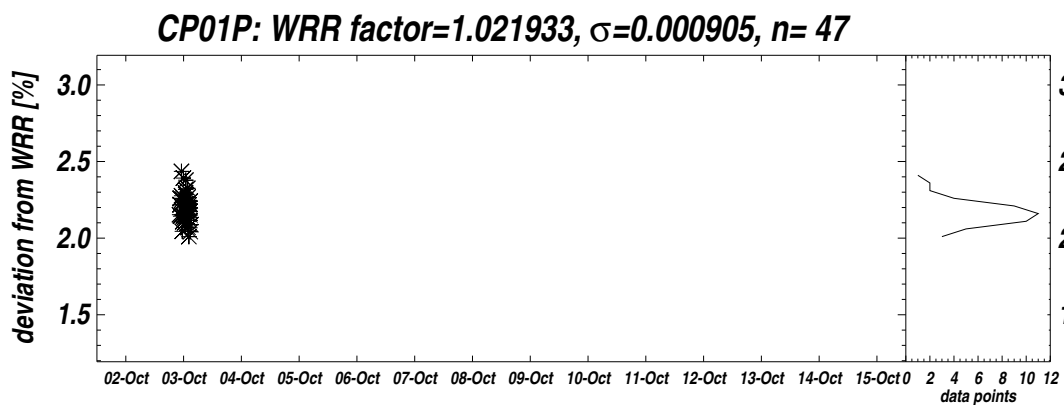
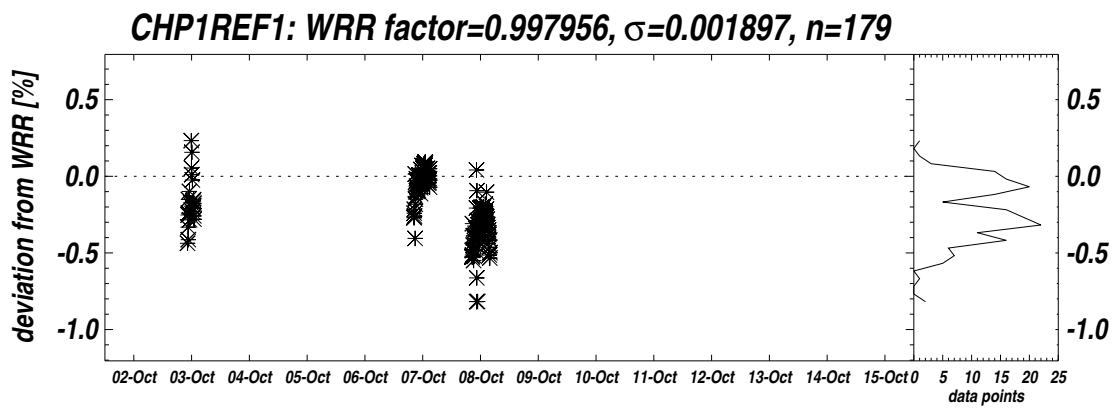
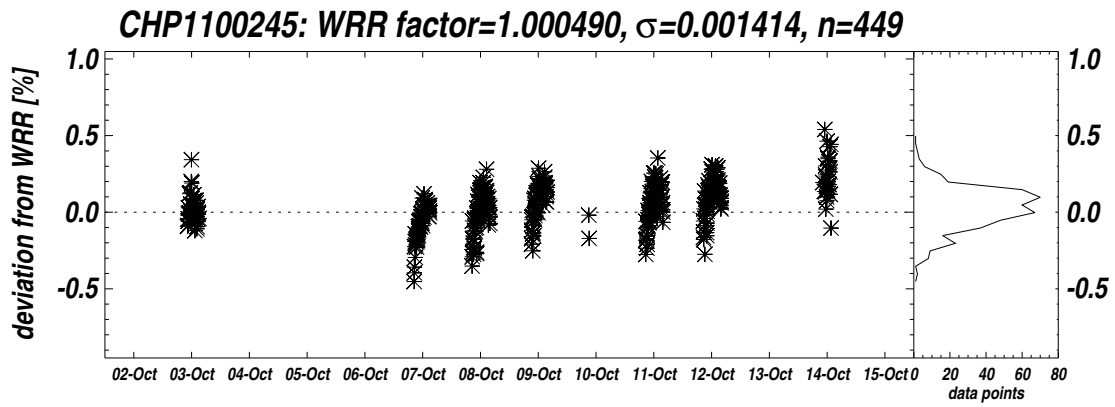


**CH1950086: WRR factor=1.005040,  $\sigma=0.001323$ , n=329**

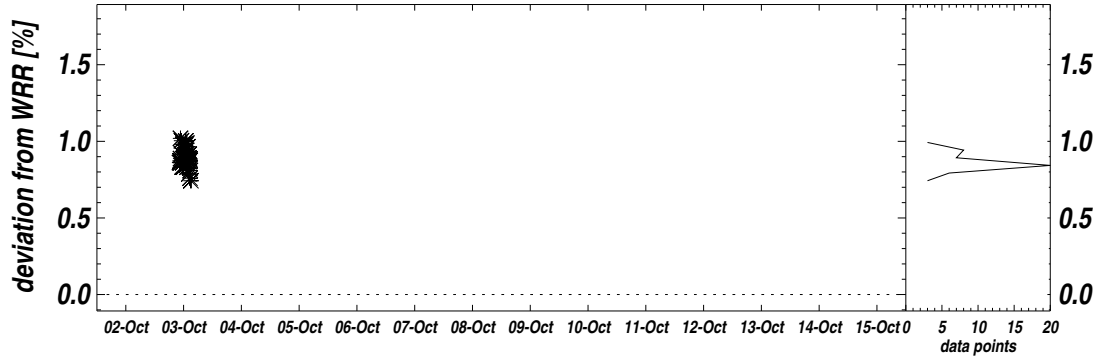


**CHP100288: WRR factor=0.999634,  $\sigma=0.001924$ , n=434**

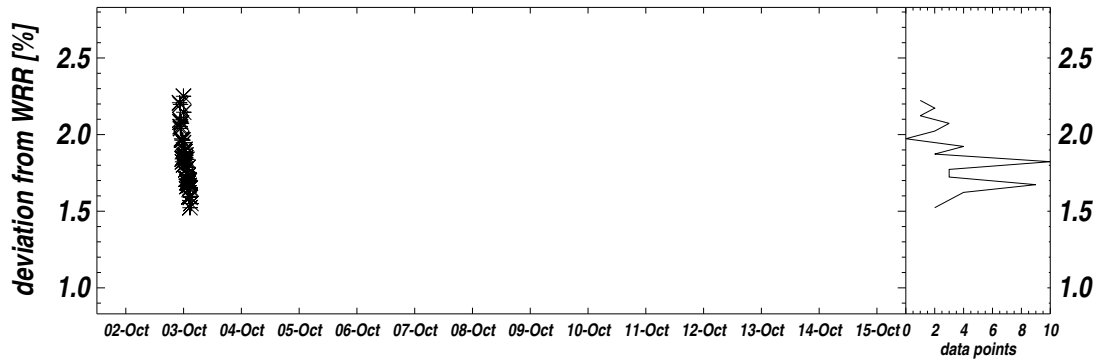




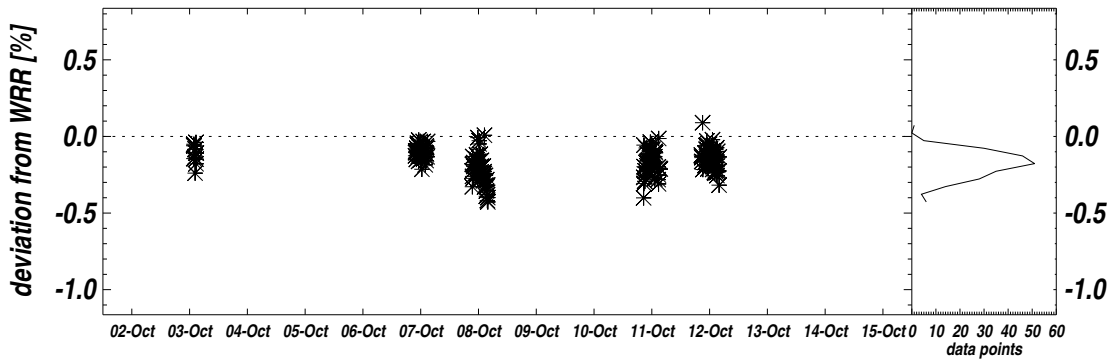
**CP01T: WRR factor=1.008928,  $\sigma=0.000635$ ,  $n=47$**

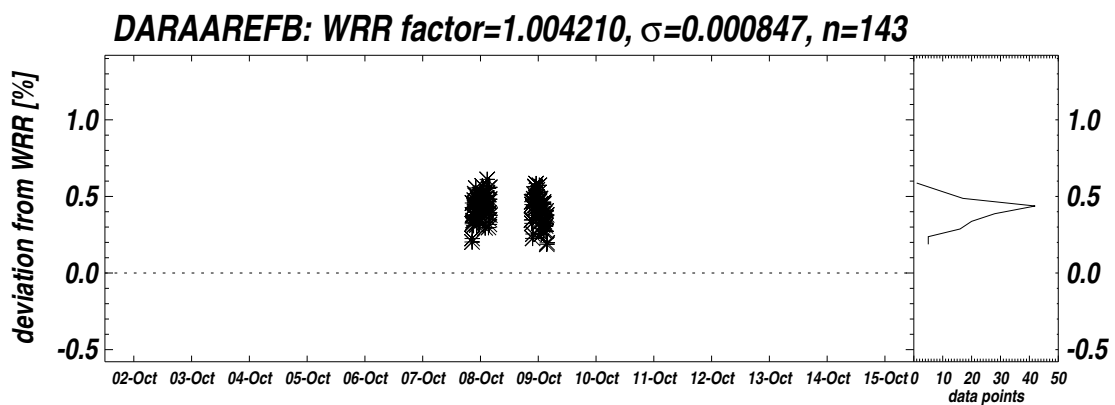
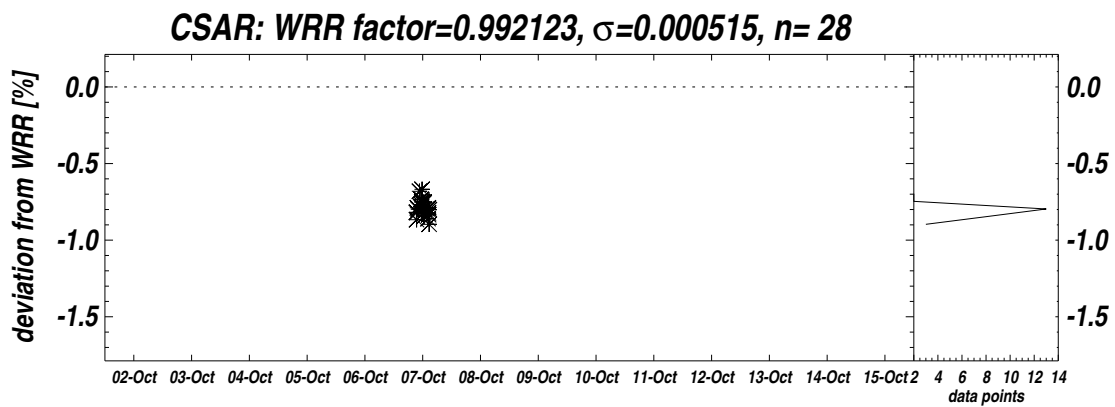
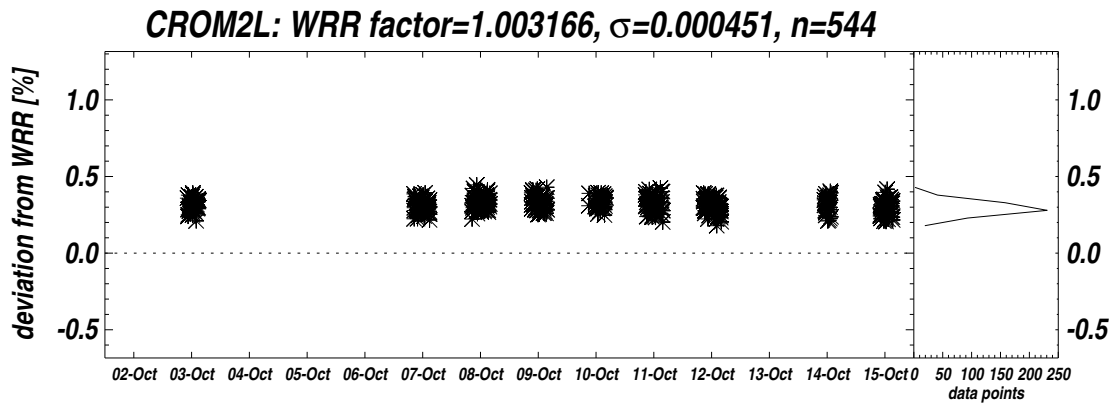


**CP01U: WRR factor=1.018302,  $\sigma=0.001805$ ,  $n=49$**

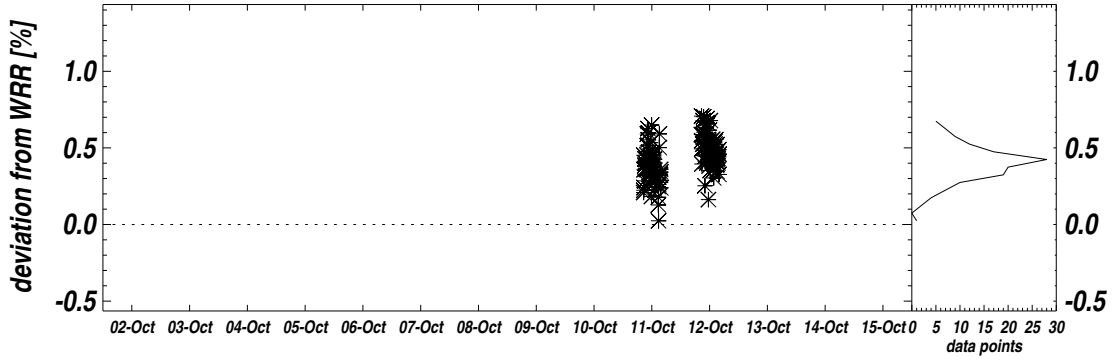


**CR09L: WRR factor=0.998363,  $\sigma=0.000881$ ,  $n=220$**

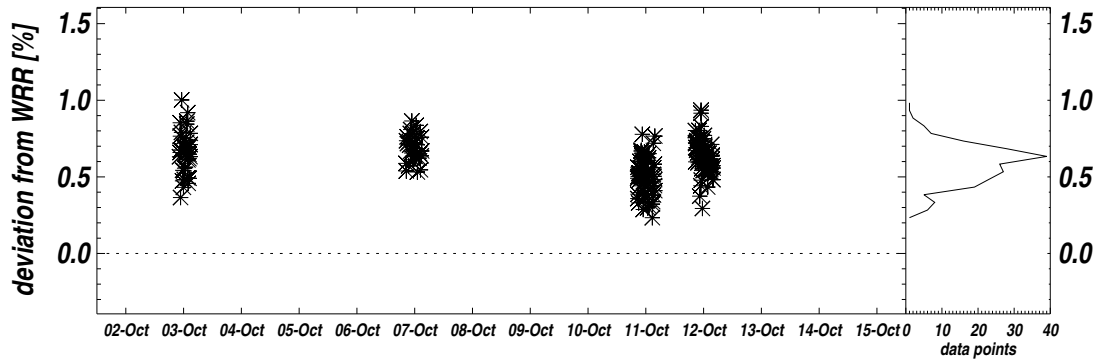




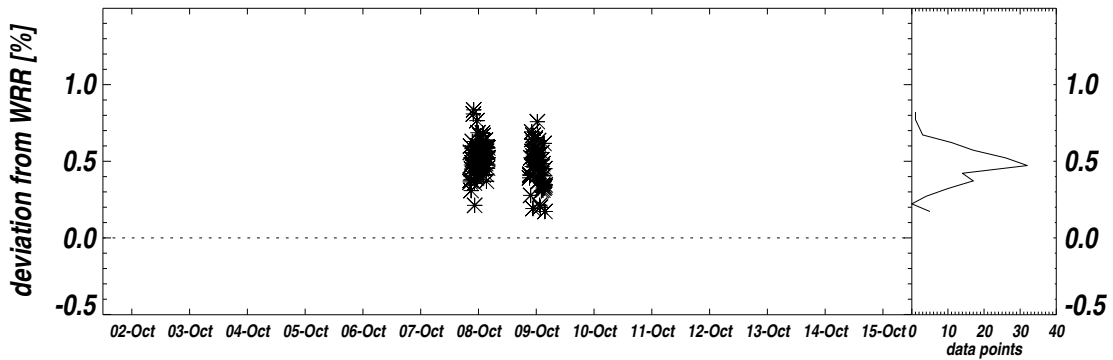
**DARAAREFC: WRR factor=1.004358,  $\sigma=0.001266$ , n=141**

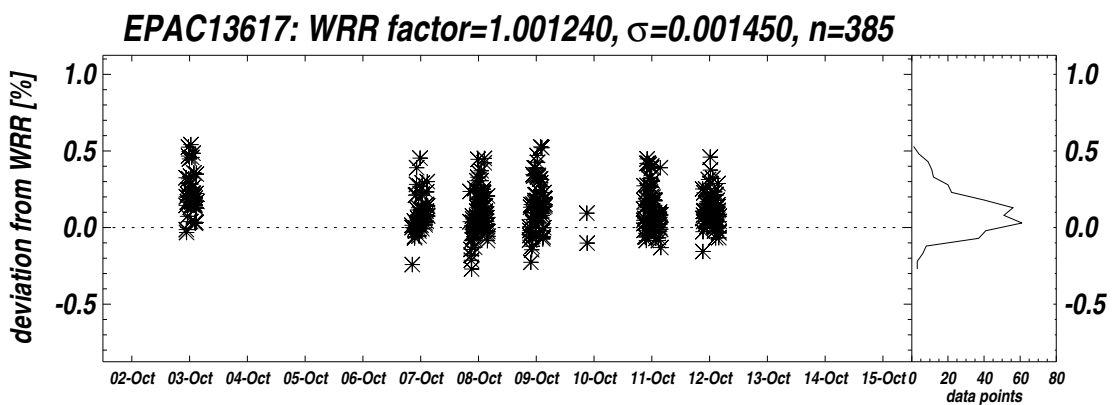
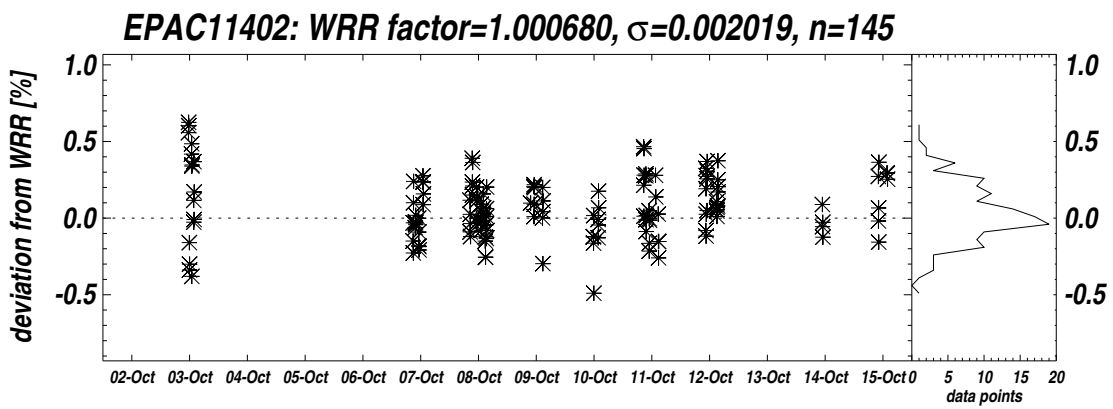
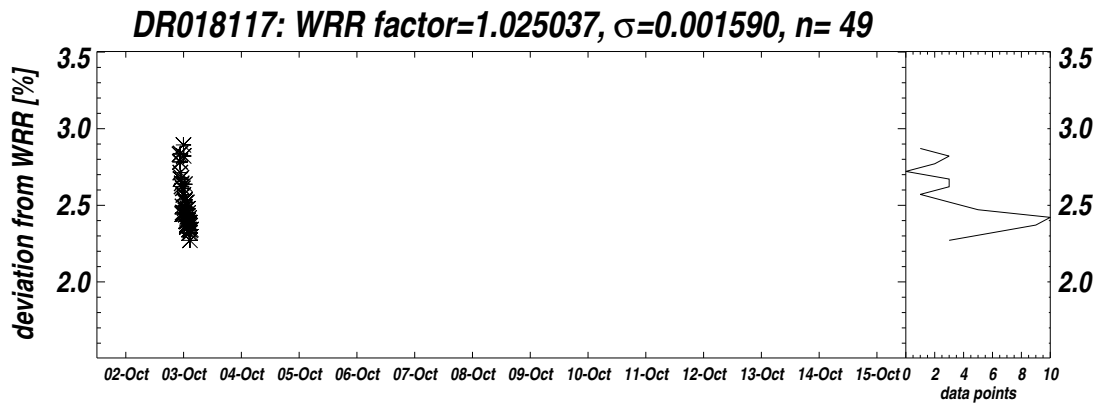


**DARABREFC: WRR factor=1.006060,  $\sigma=0.001339$ , n=214**

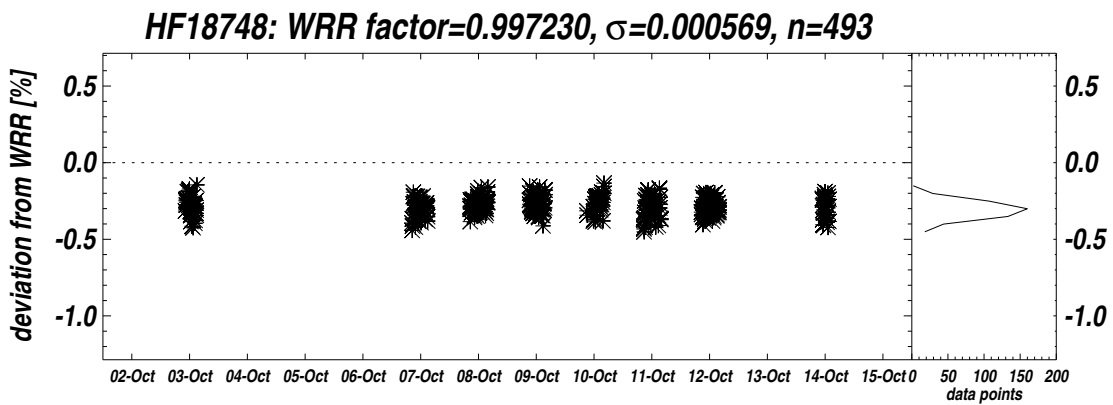
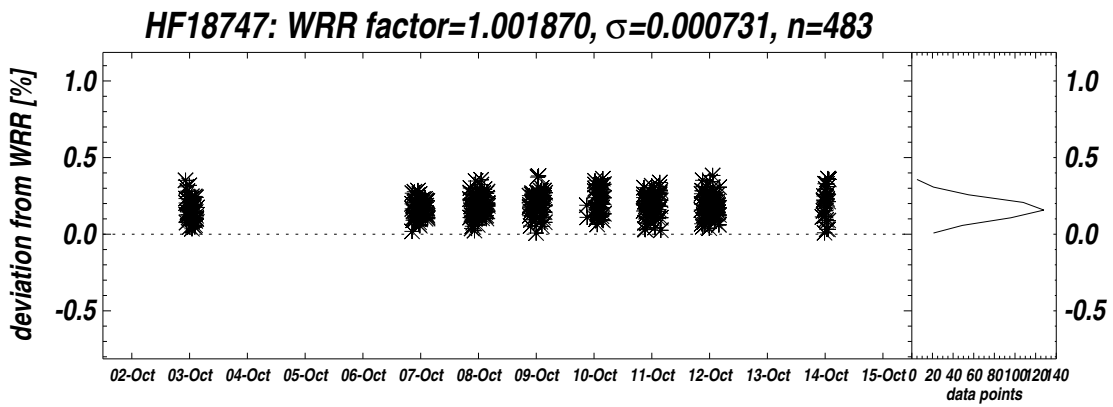
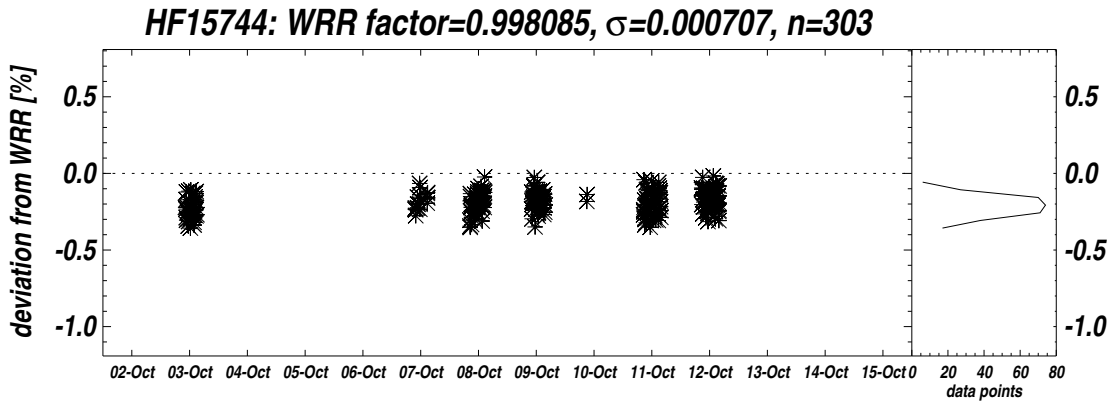


**DARACREFB: WRR factor=1.004984,  $\sigma=0.001168$ , n=143**

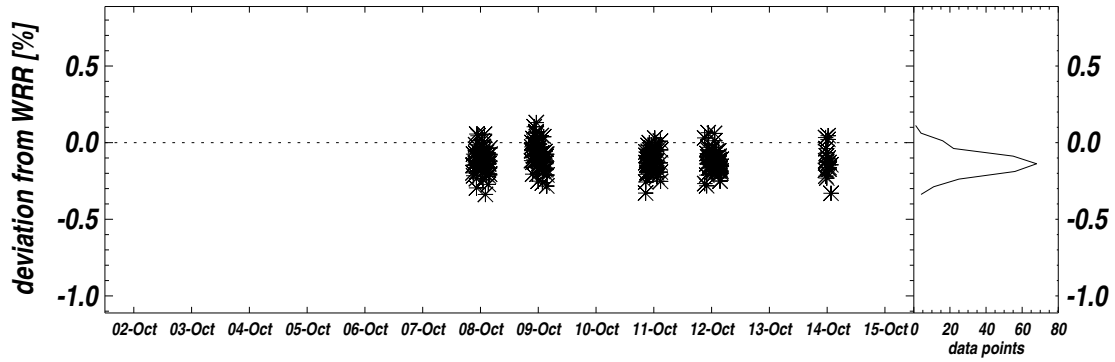




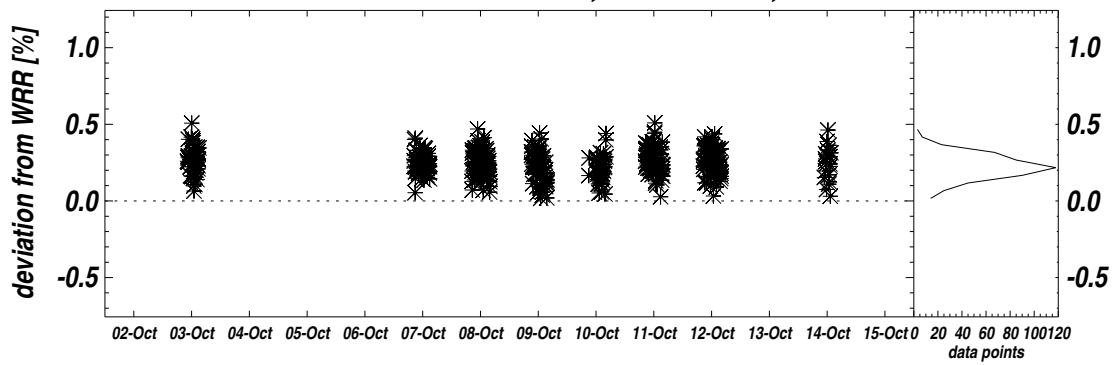




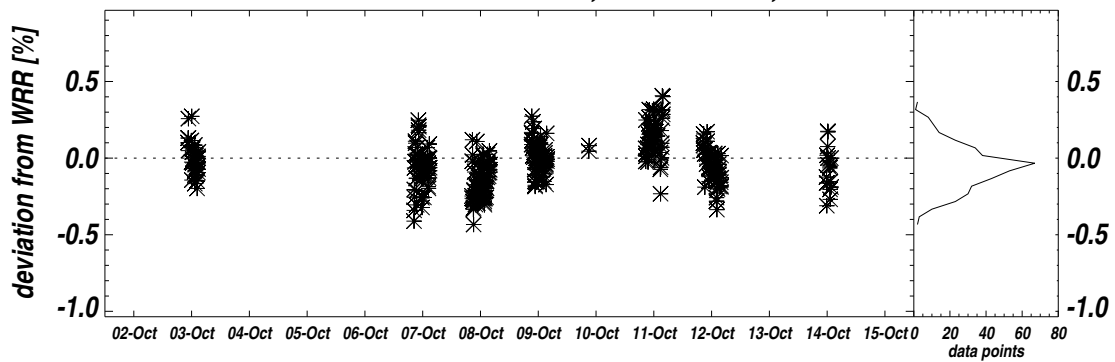
**HF19746: WRR factor=0.998886,  $\sigma=0.000810$ , n=262**

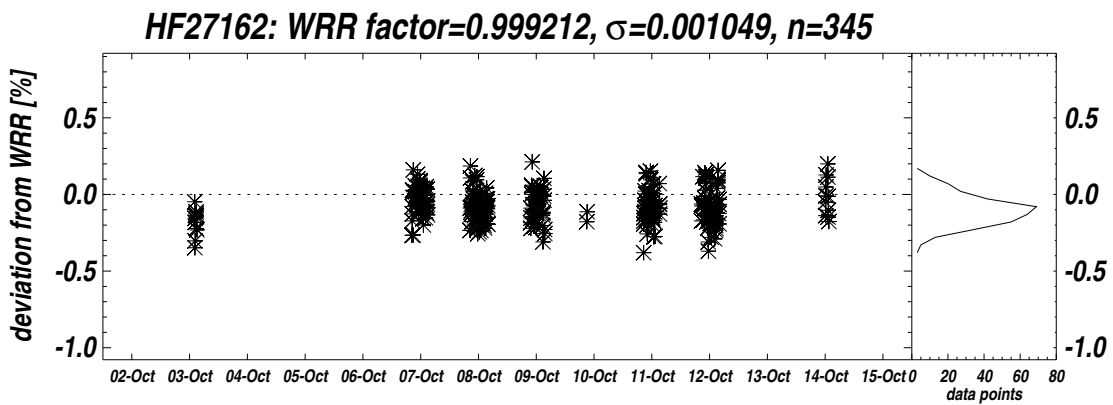
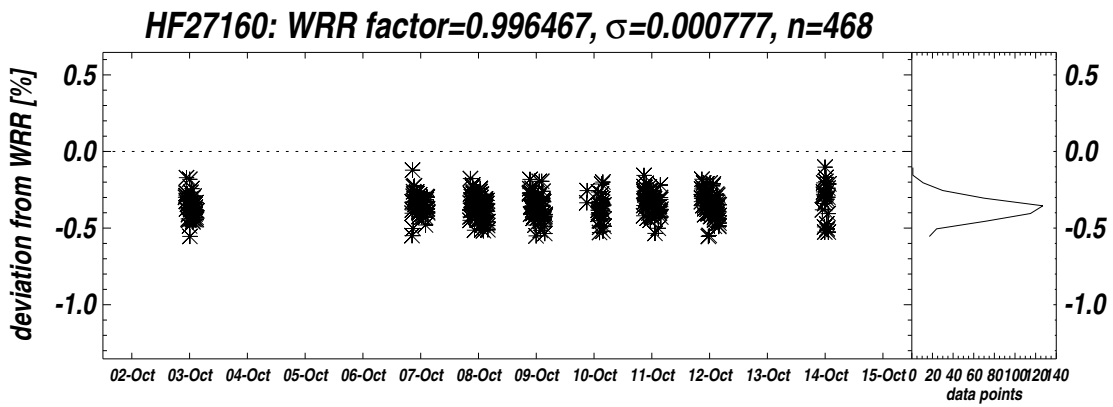
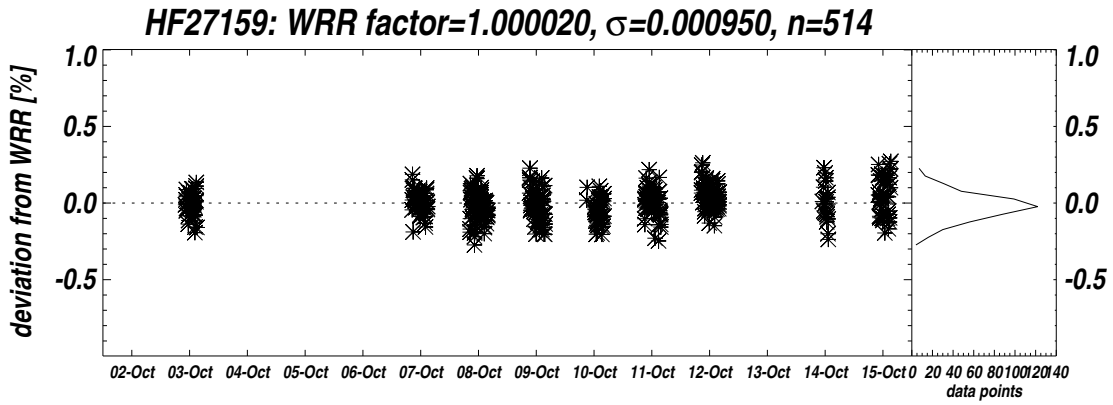


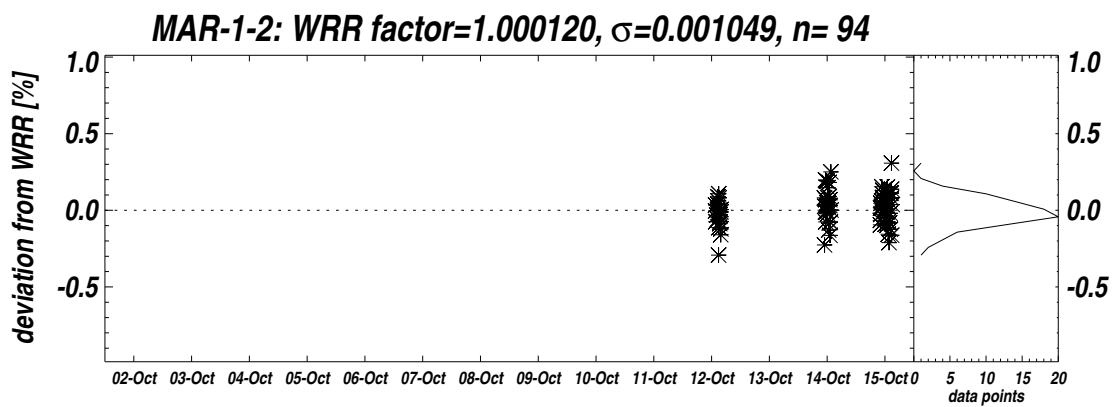
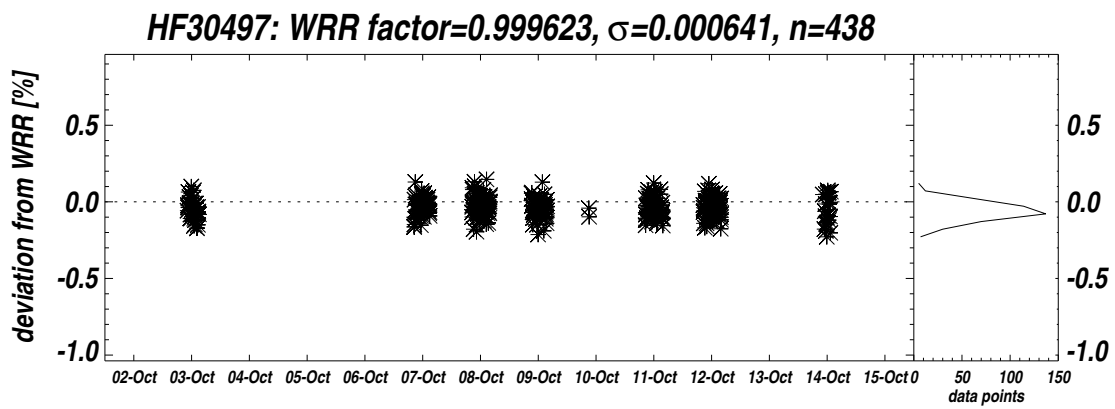
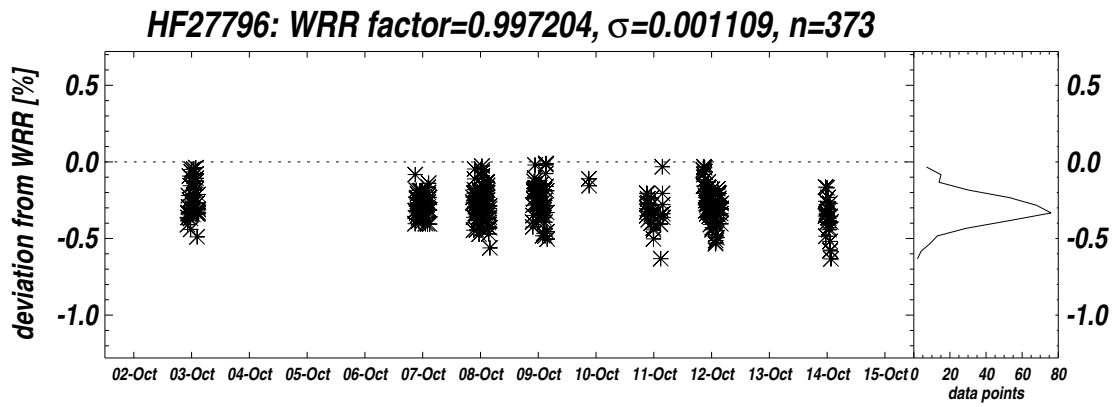
**HF20406: WRR factor=1.002430,  $\sigma=0.000871$ , n=477**



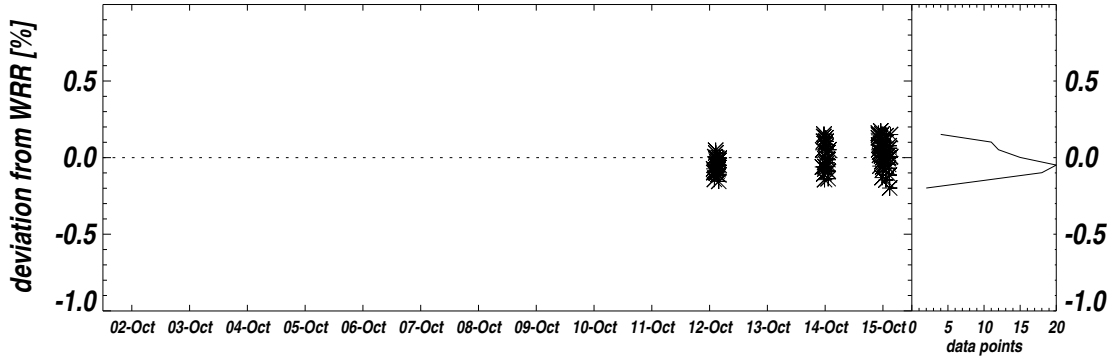
**HF27157: WRR factor=0.999647,  $\sigma=0.001469$ , n=394**



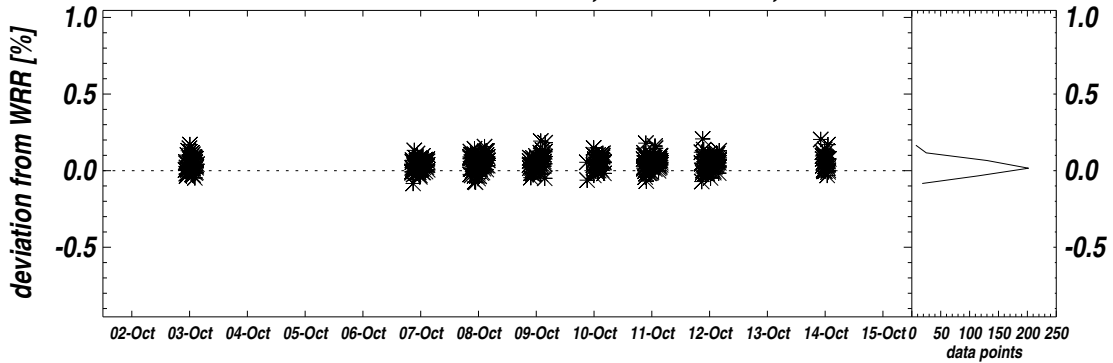




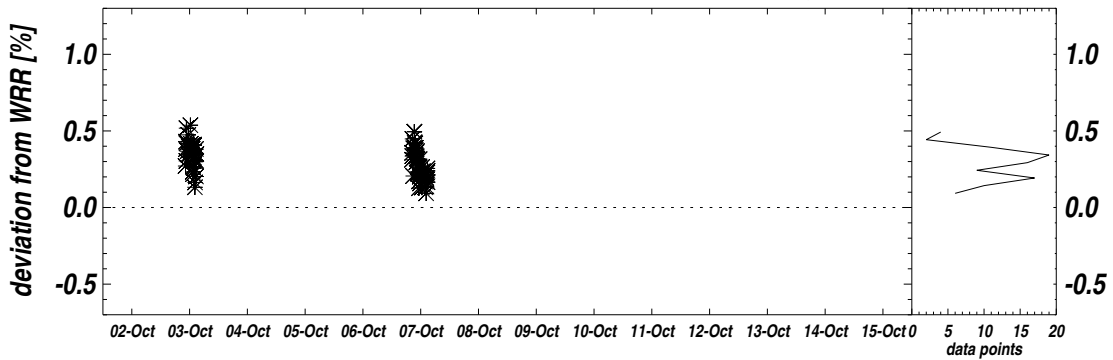
**MAR-1-3: WRR factor=0.999991,  $\sigma=0.000884$ ,  $n=92$**

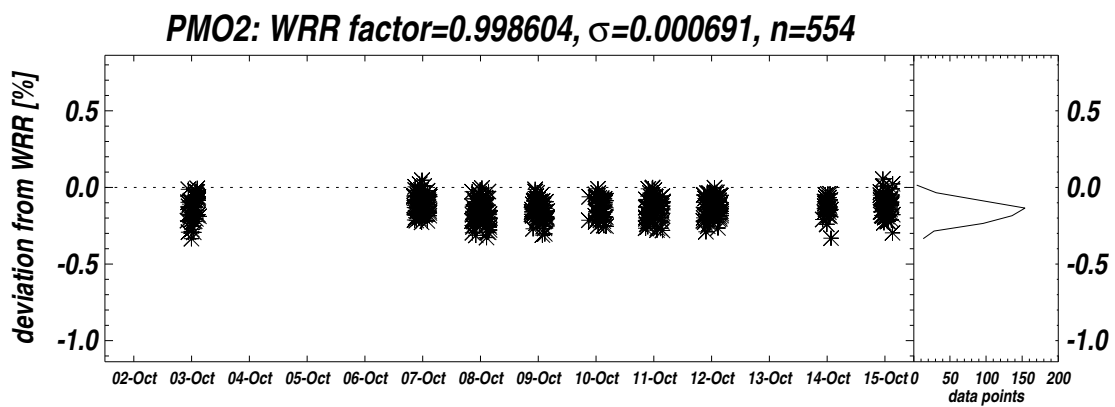
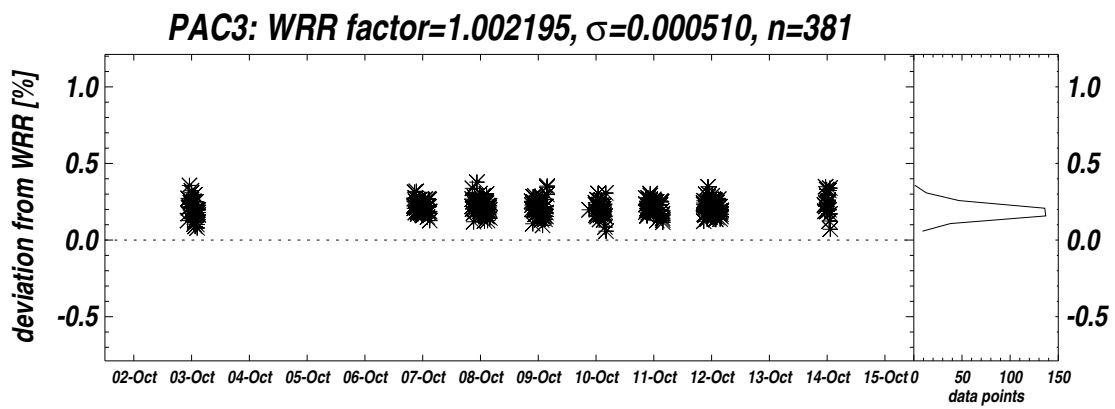
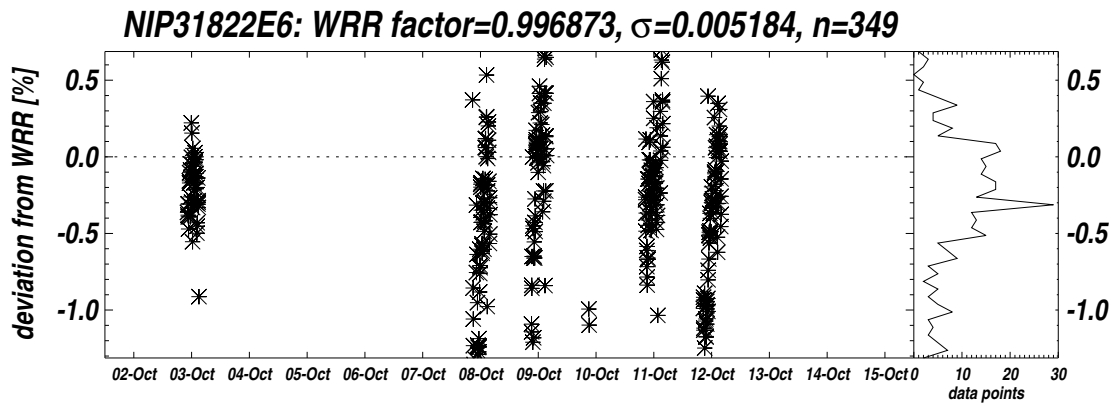


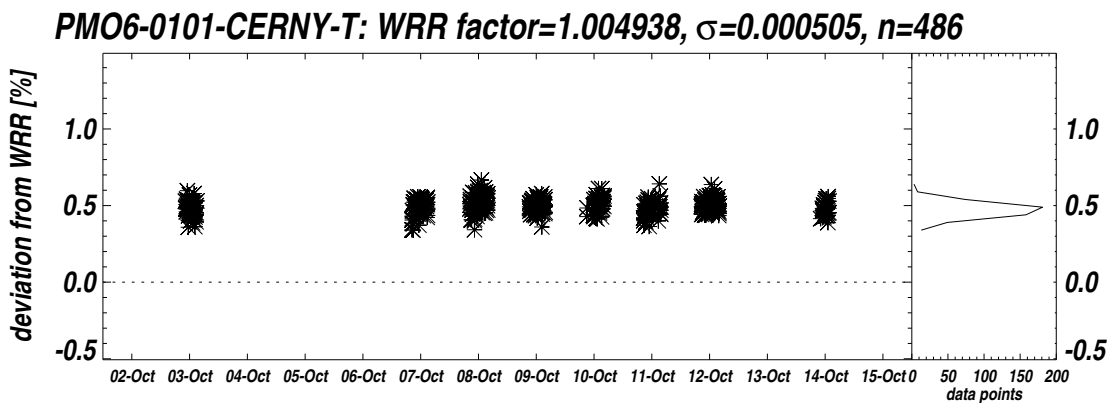
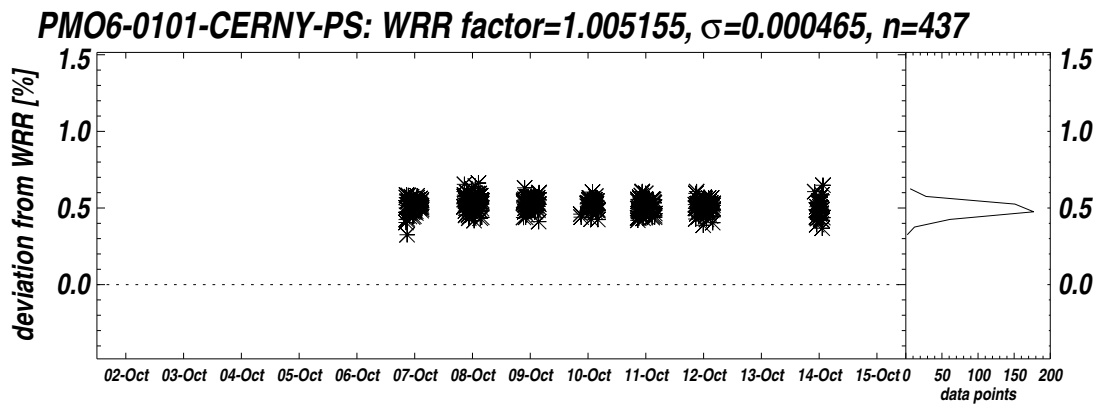
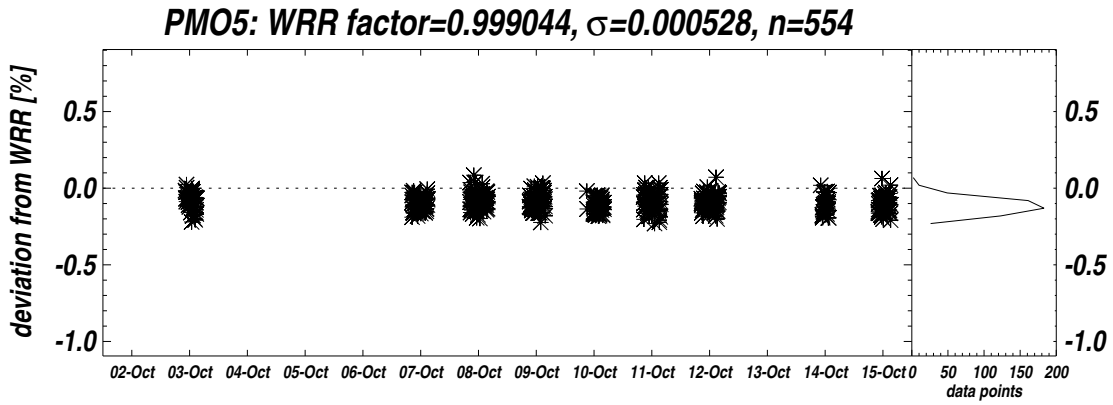
**MK67814: WRR factor=1.000450,  $\sigma=0.000466$ ,  $n=497$**

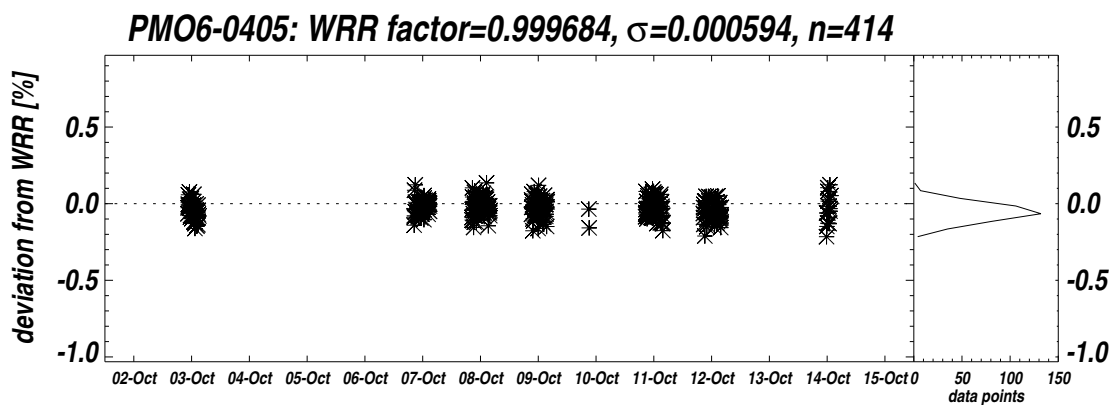
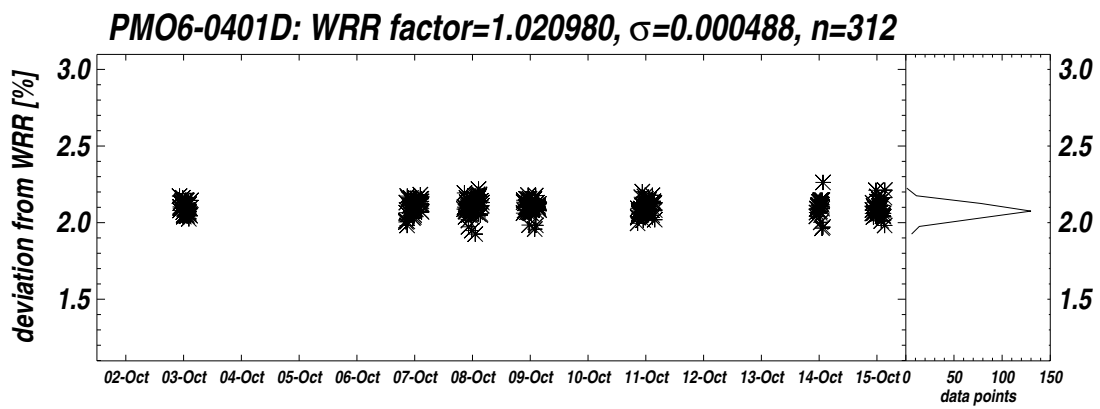
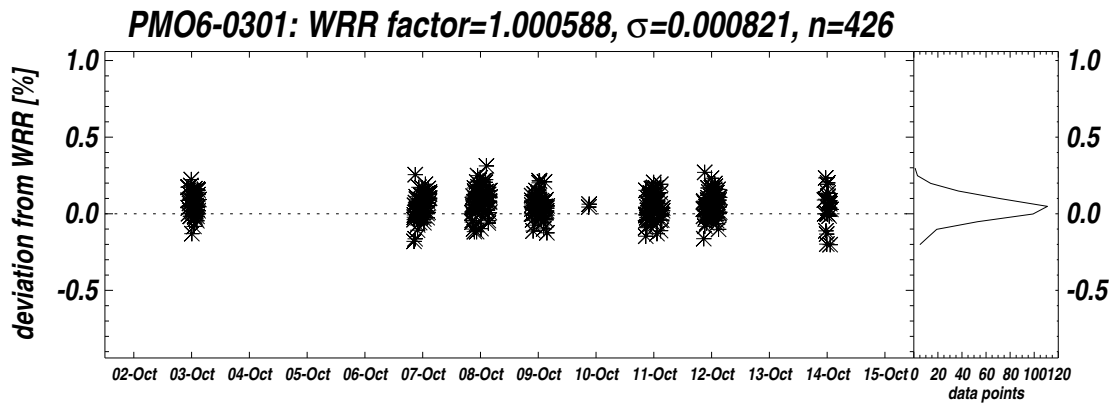


**MS54-S07122: WRR factor=1.003000,  $\sigma=0.001012$ ,  $n=94$**

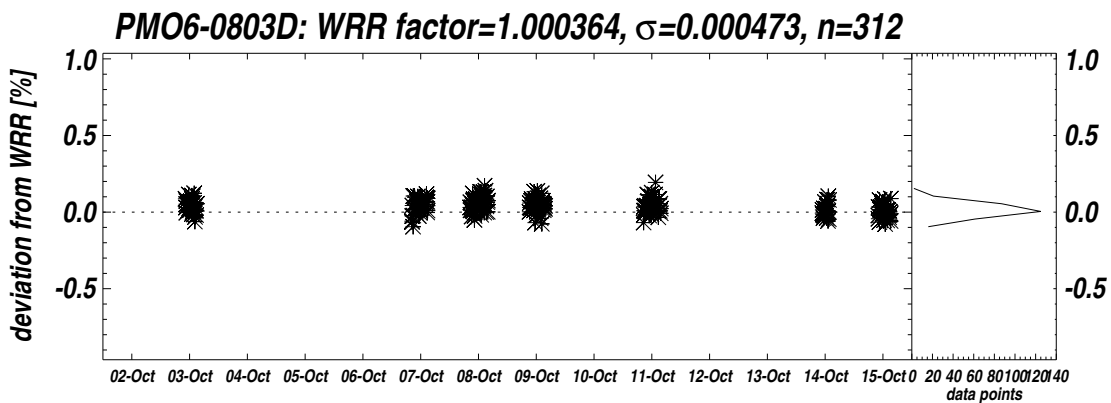
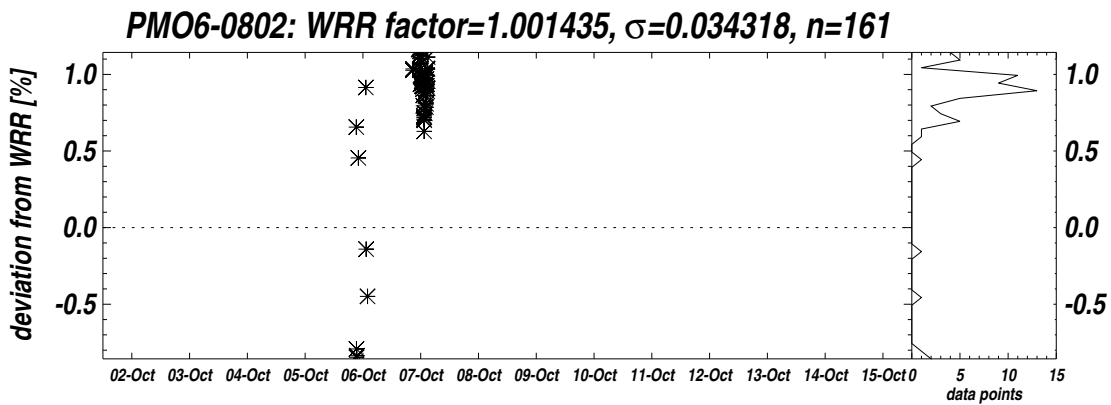
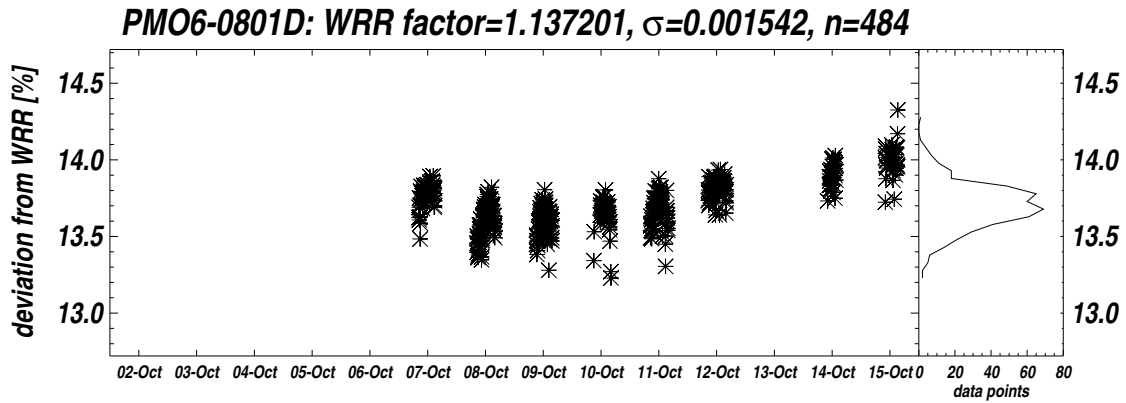




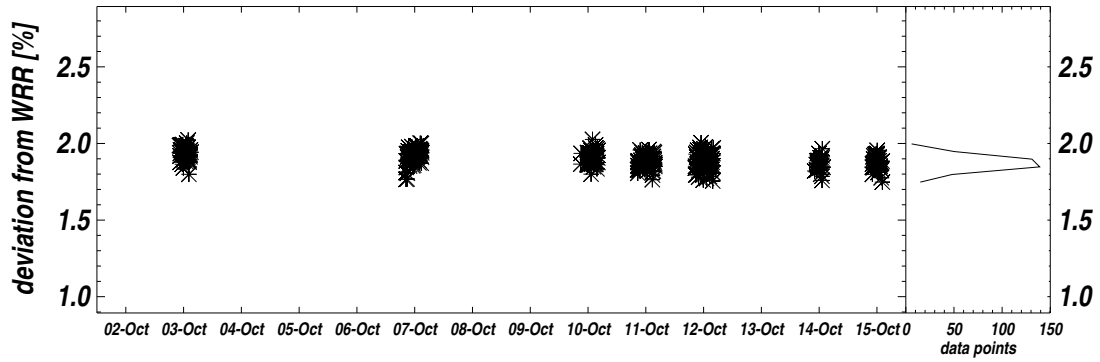




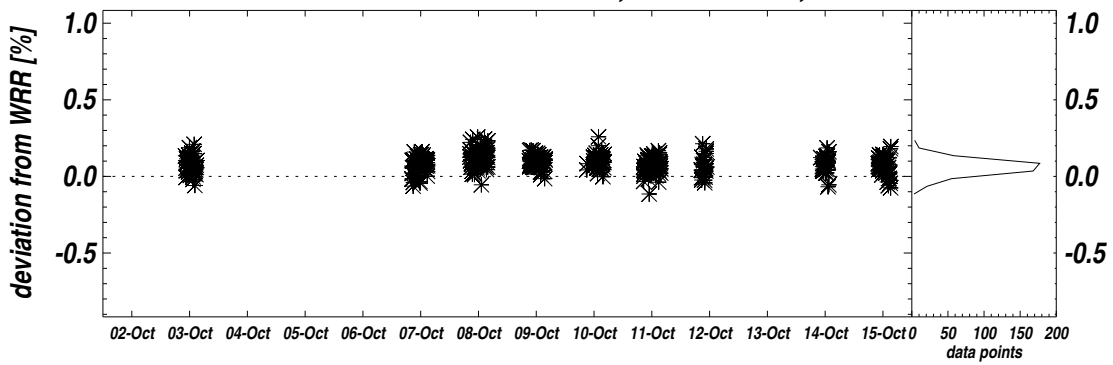




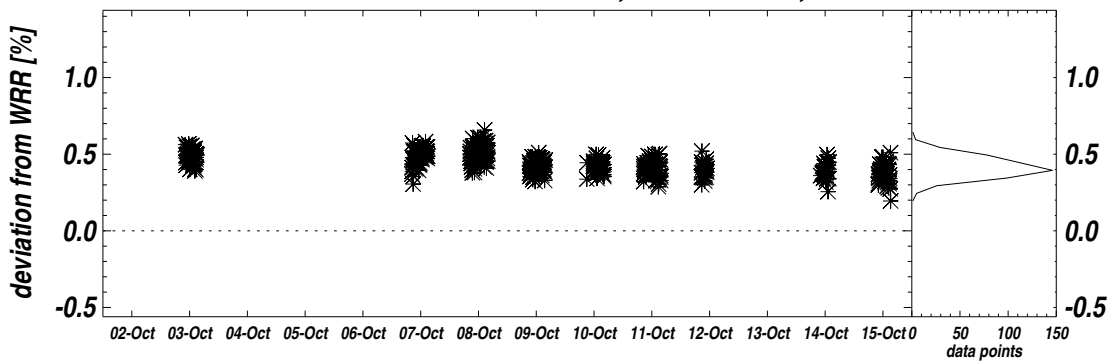
**PMO6-0810D: WRR factor=1.018938,  $\sigma=0.000509$ , n=389**



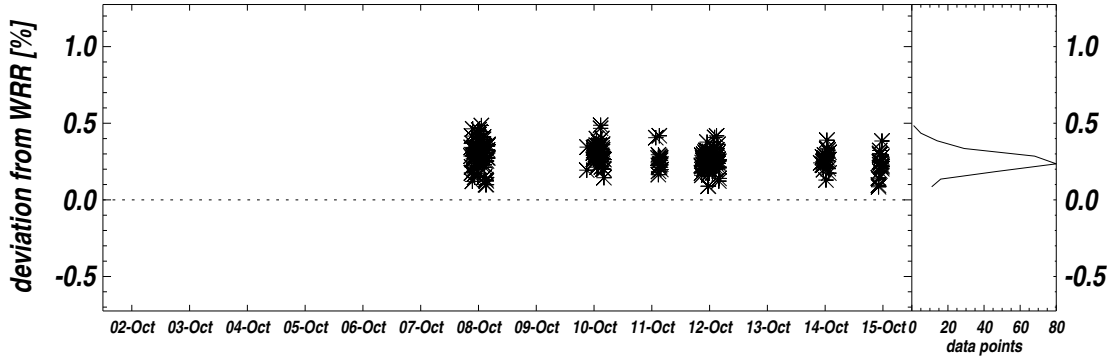
**PMO6-0811D: WRR factor=1.000835,  $\sigma=0.000542$ , n=496**



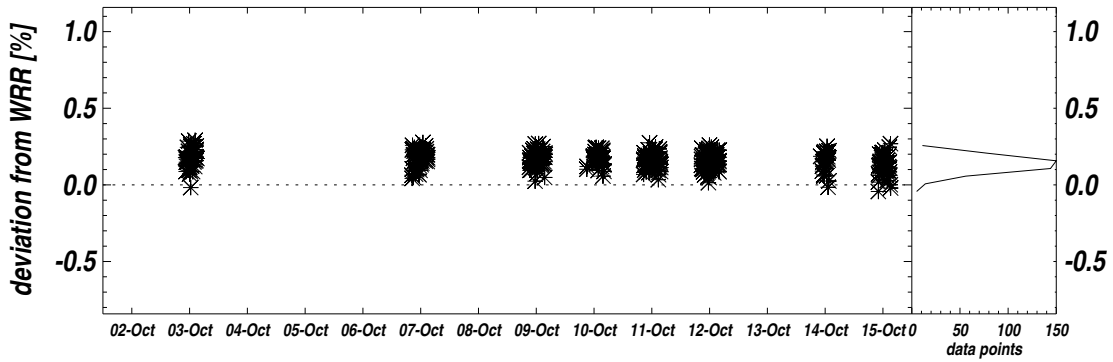
**PMO6-0812D: WRR factor=1.004392,  $\sigma=0.000671$ , n=501**



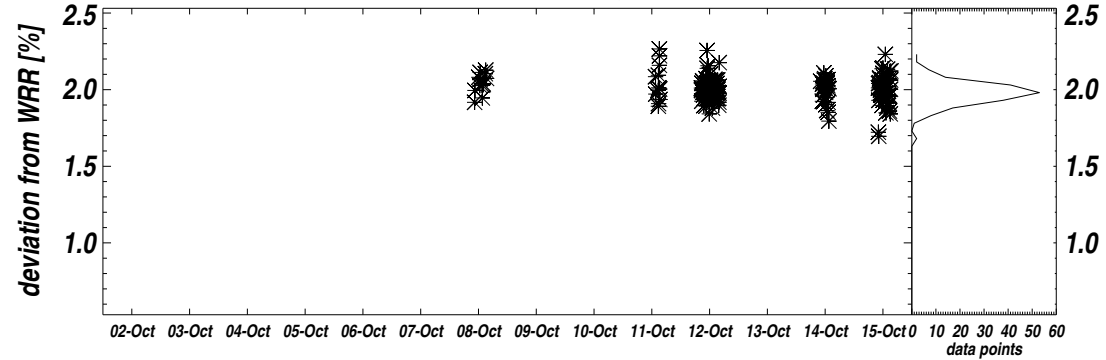
**PMO6-0814D: WRR factor=1.002749,  $\sigma=0.000745$ , n=271**



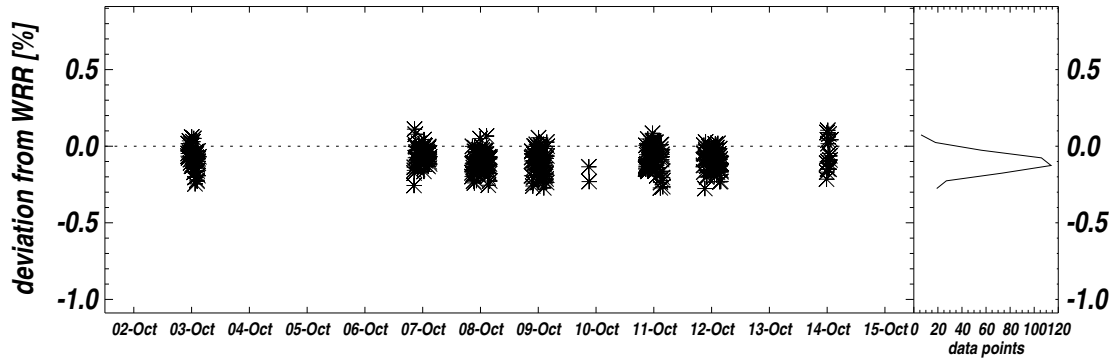
**PMO6-0815D: WRR factor=1.001582,  $\sigma=0.000549$ , n=458**



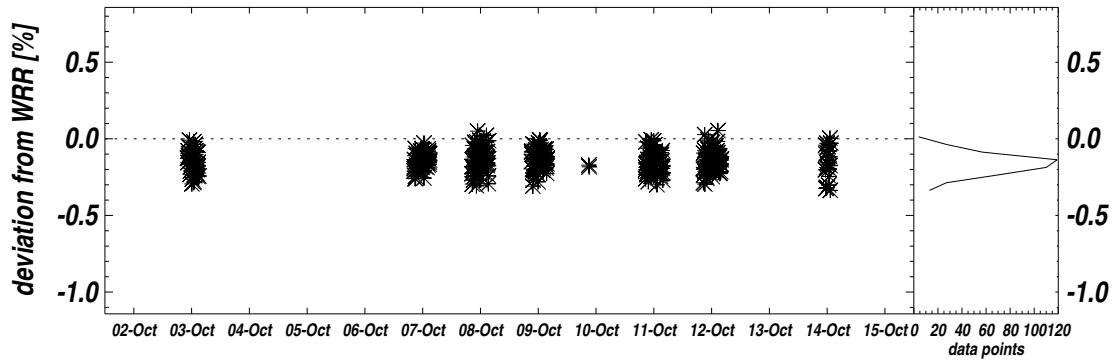
**PMO6-0816D: WRR factor=1.015310,  $\sigma=0.008572$ , n=242**



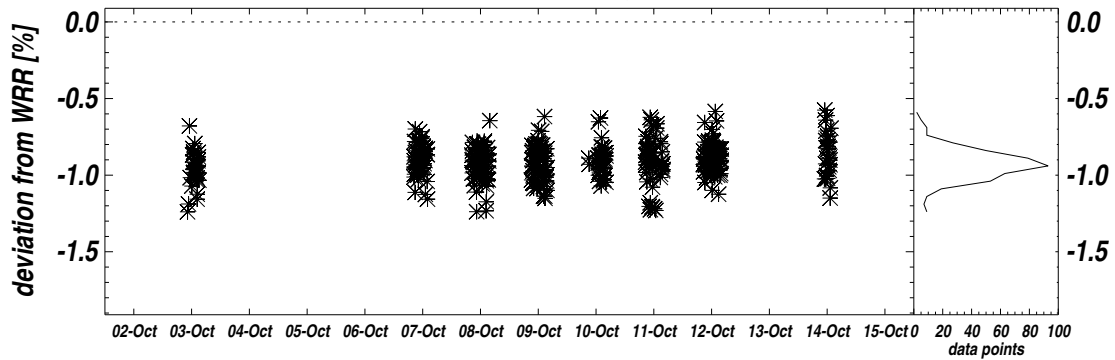
**PMO6-5: WRR factor=0.999116,  $\sigma=0.000725$ , n=419**



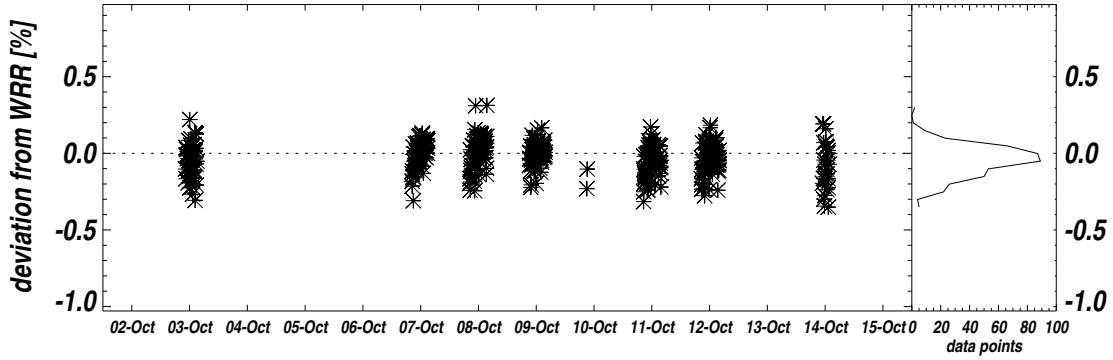
**PMO6-81109: WRR factor=0.998577,  $\sigma=0.000708$ , n=426**



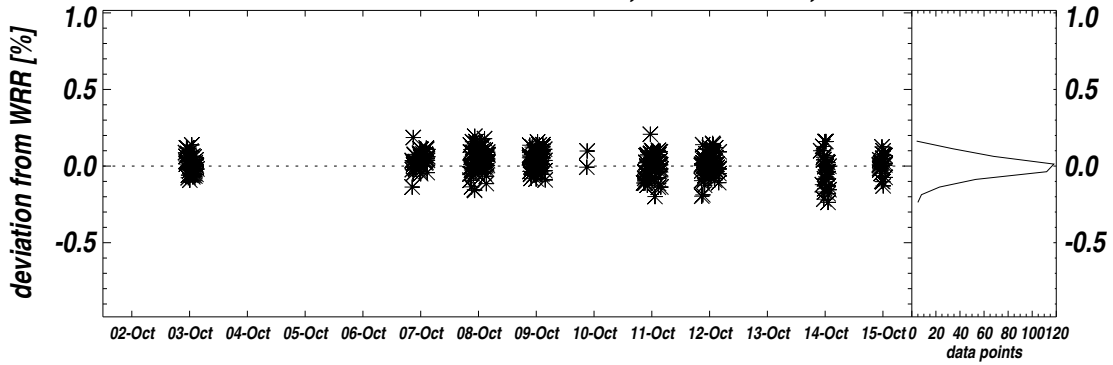
**PMO6-850410: WRR factor=0.990890,  $\sigma=0.001145$ , n=434**



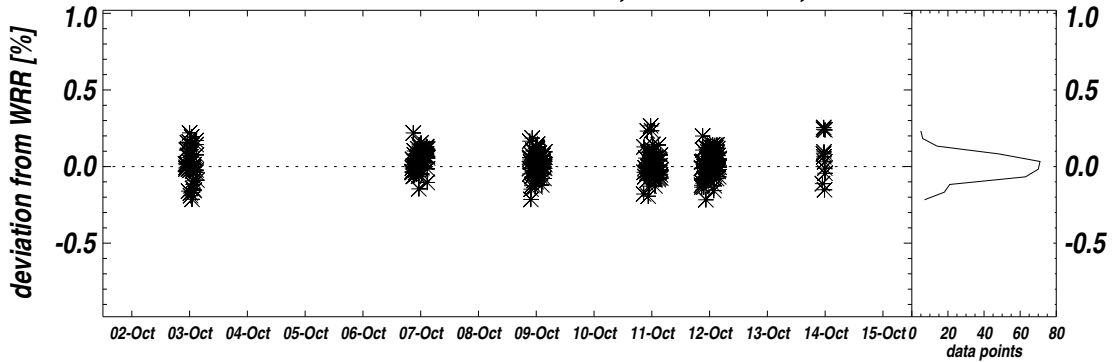
**PMO6-911204: WRR factor=0.999711,  $\sigma=0.001049$ , n=437**

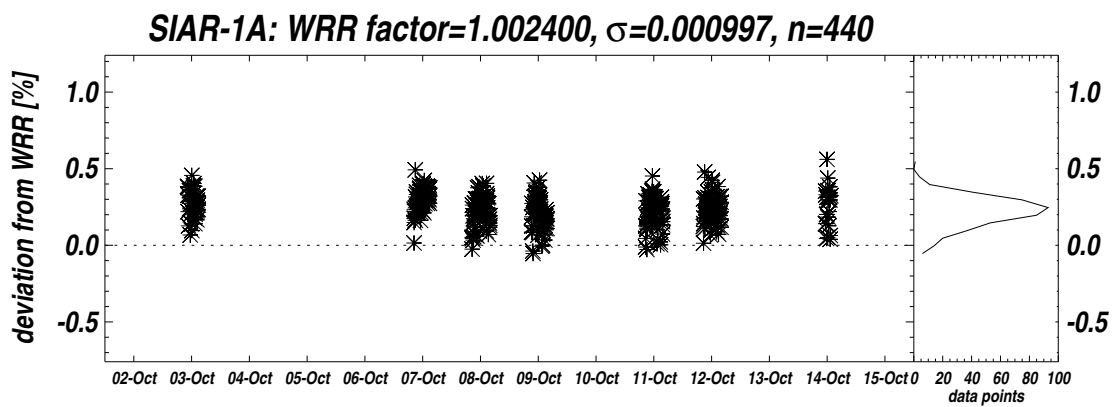
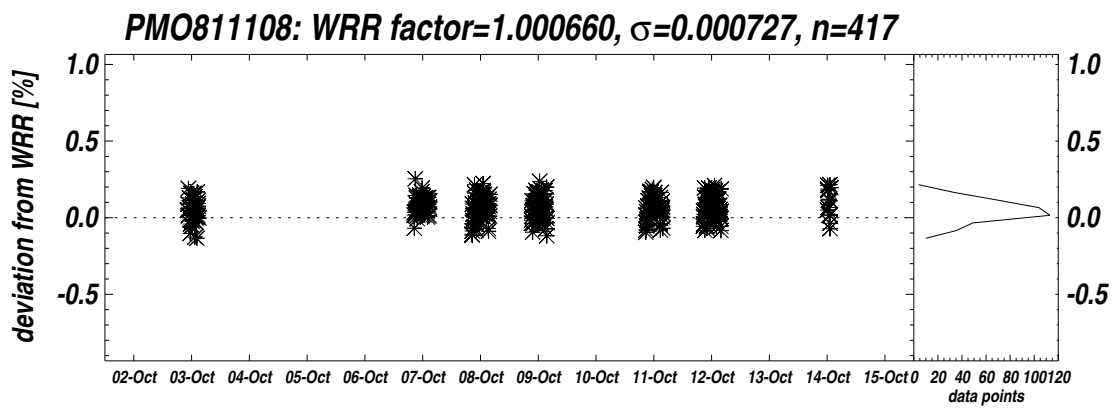
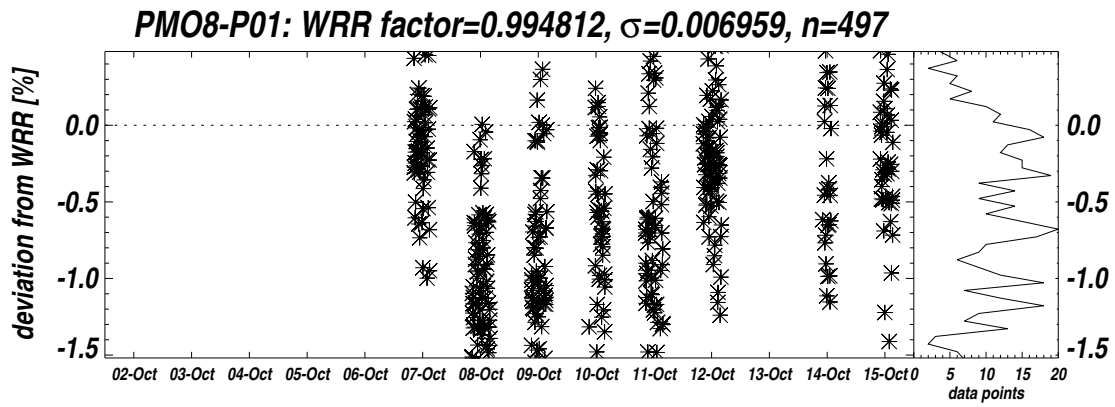


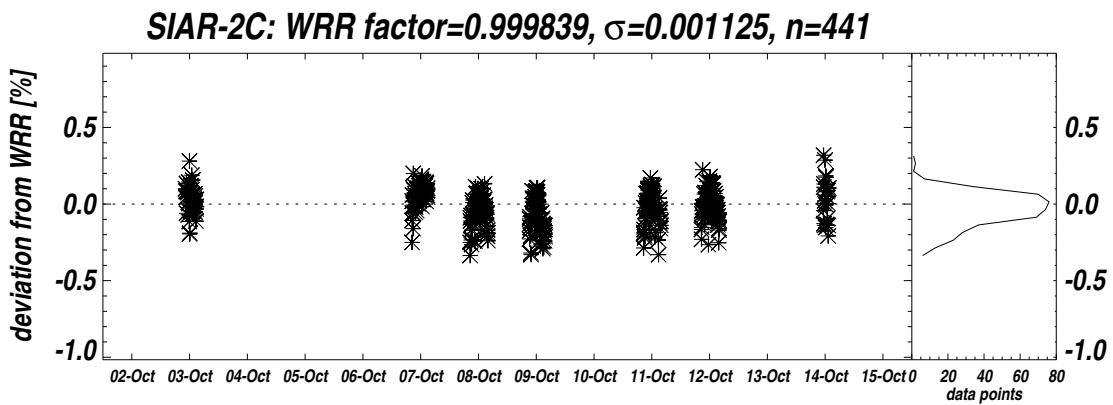
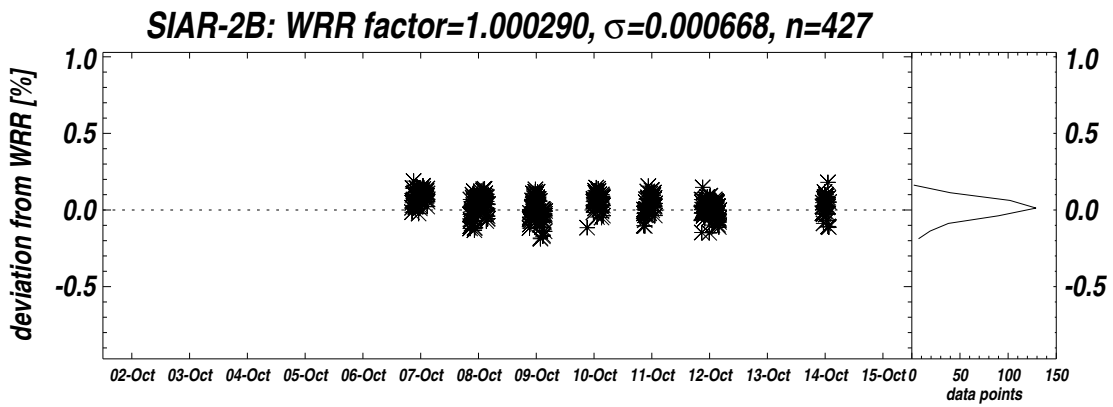
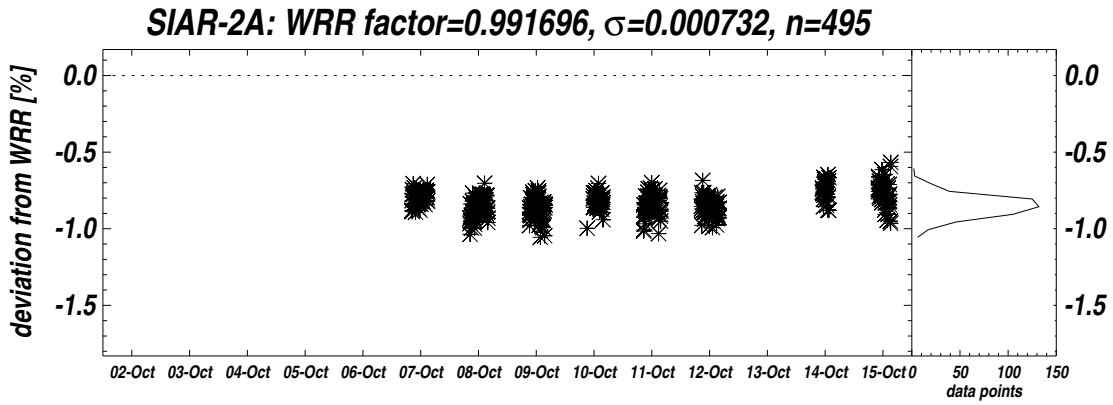
**PMO6-CC0403: WRR factor=1.000160,  $\sigma=0.000732$ , n=425**



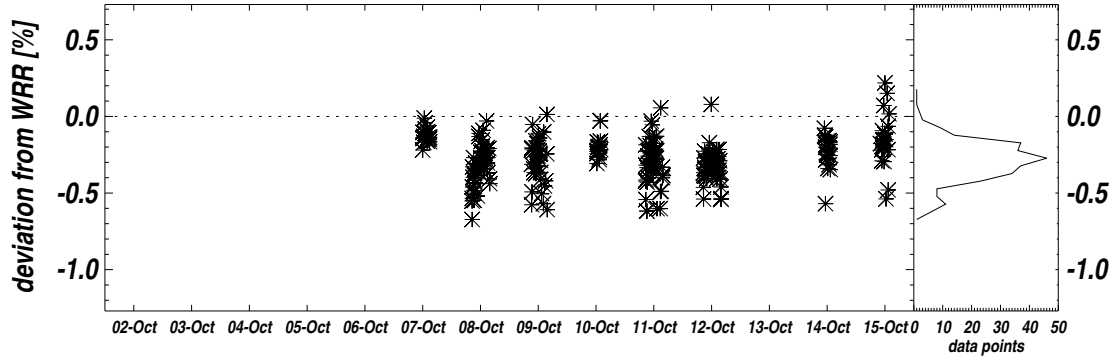
**PMO6850406: WRR factor=1.000200,  $\sigma=0.000877$ , n=323**



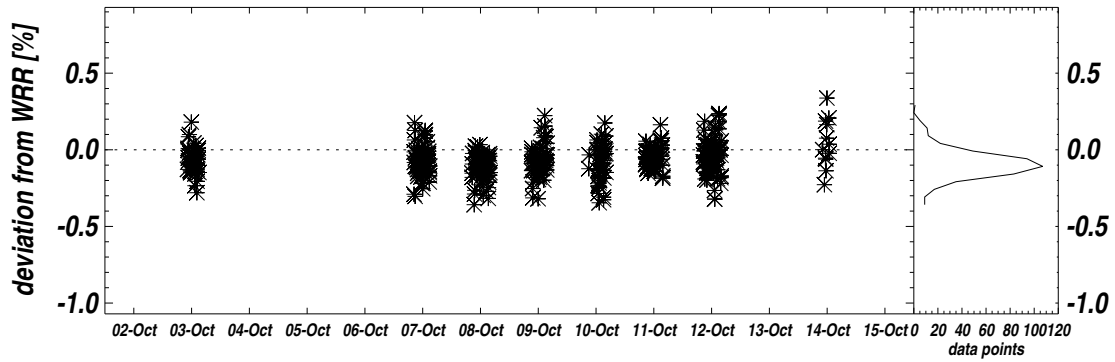




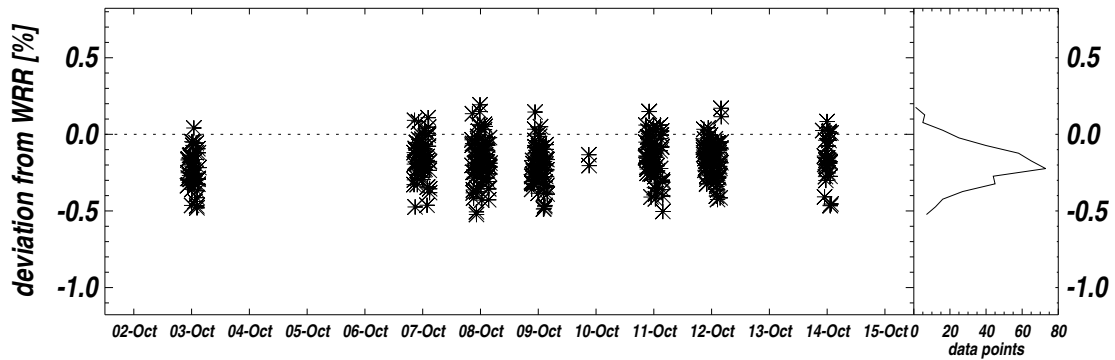
**TIM-WITNESS: WRR factor=0.997303,  $\sigma=0.001417$ , n=278**



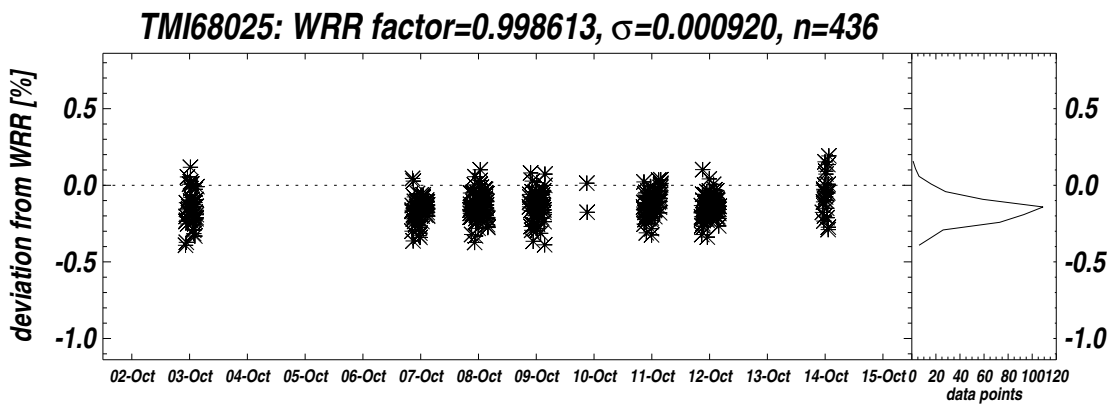
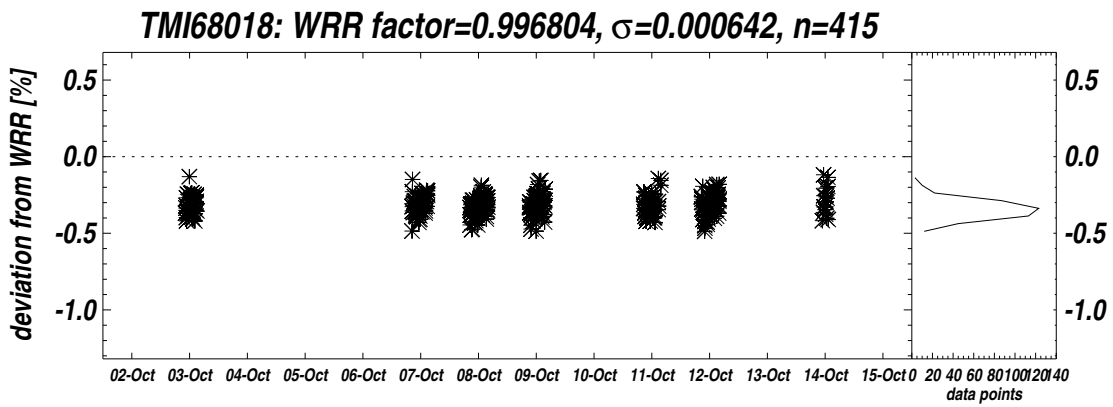
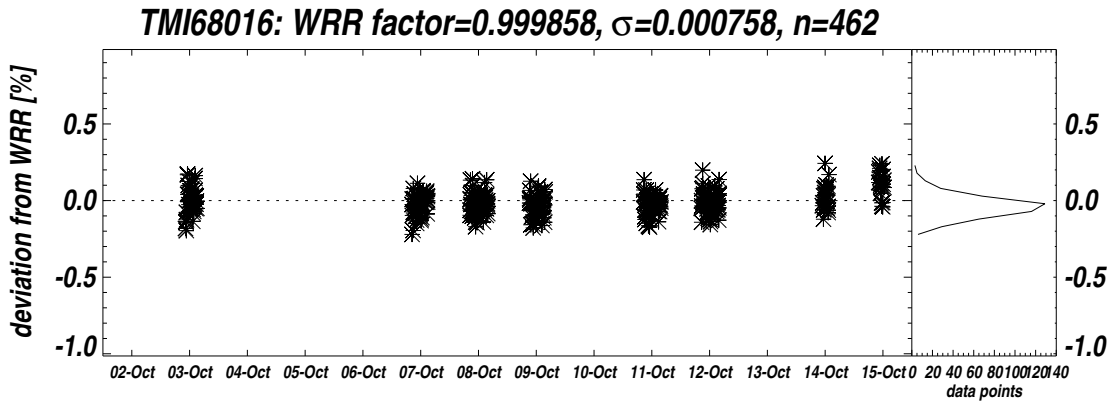
**TMI67502: WRR factor=0.999294,  $\sigma=0.001024$ , n=454**

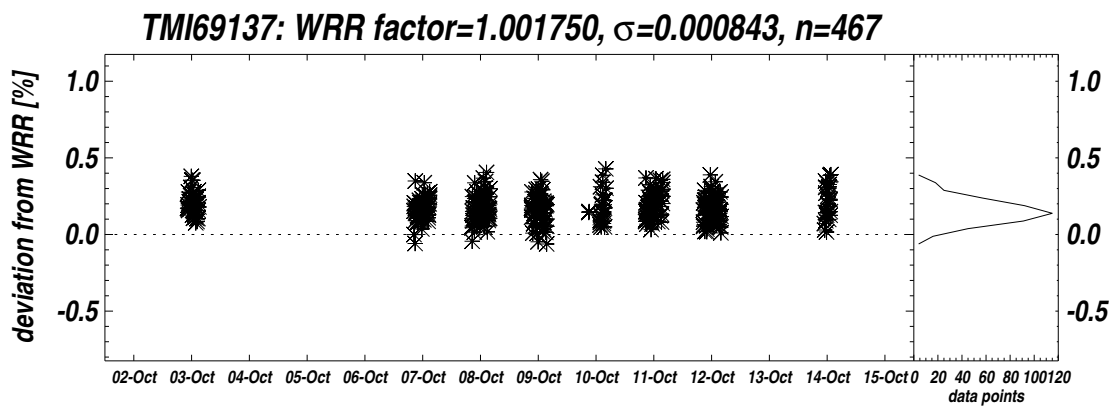
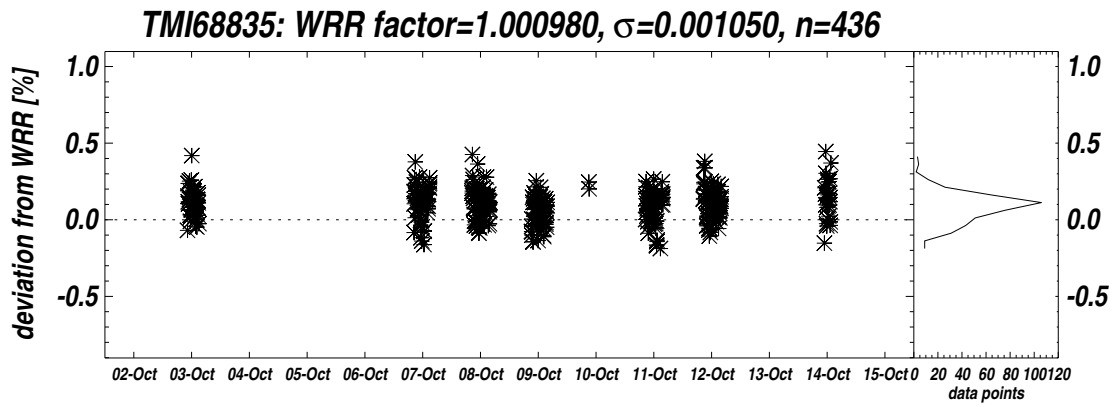


**TMI67604: WRR factor=0.998226,  $\sigma=0.001341$ , n=440**



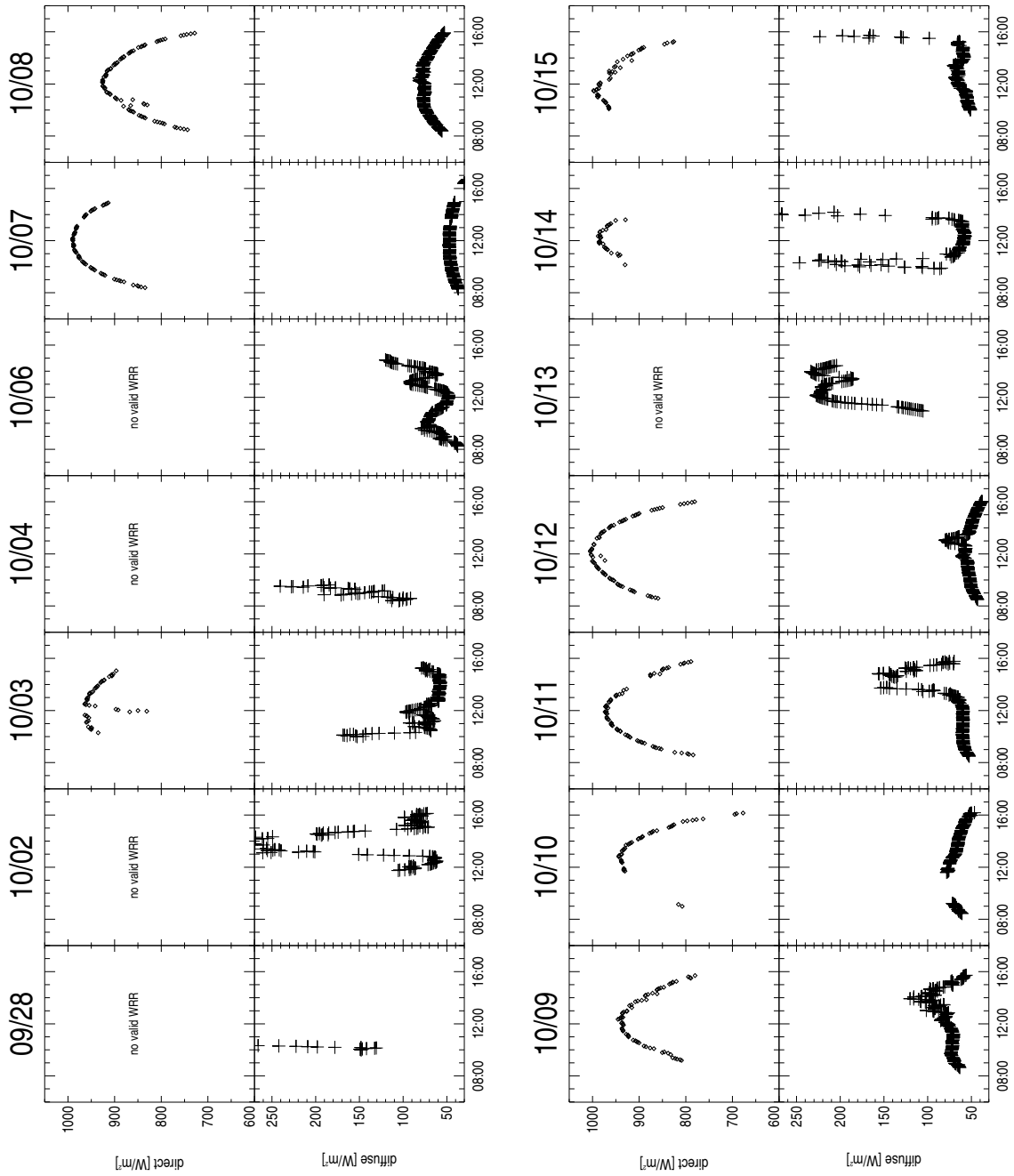






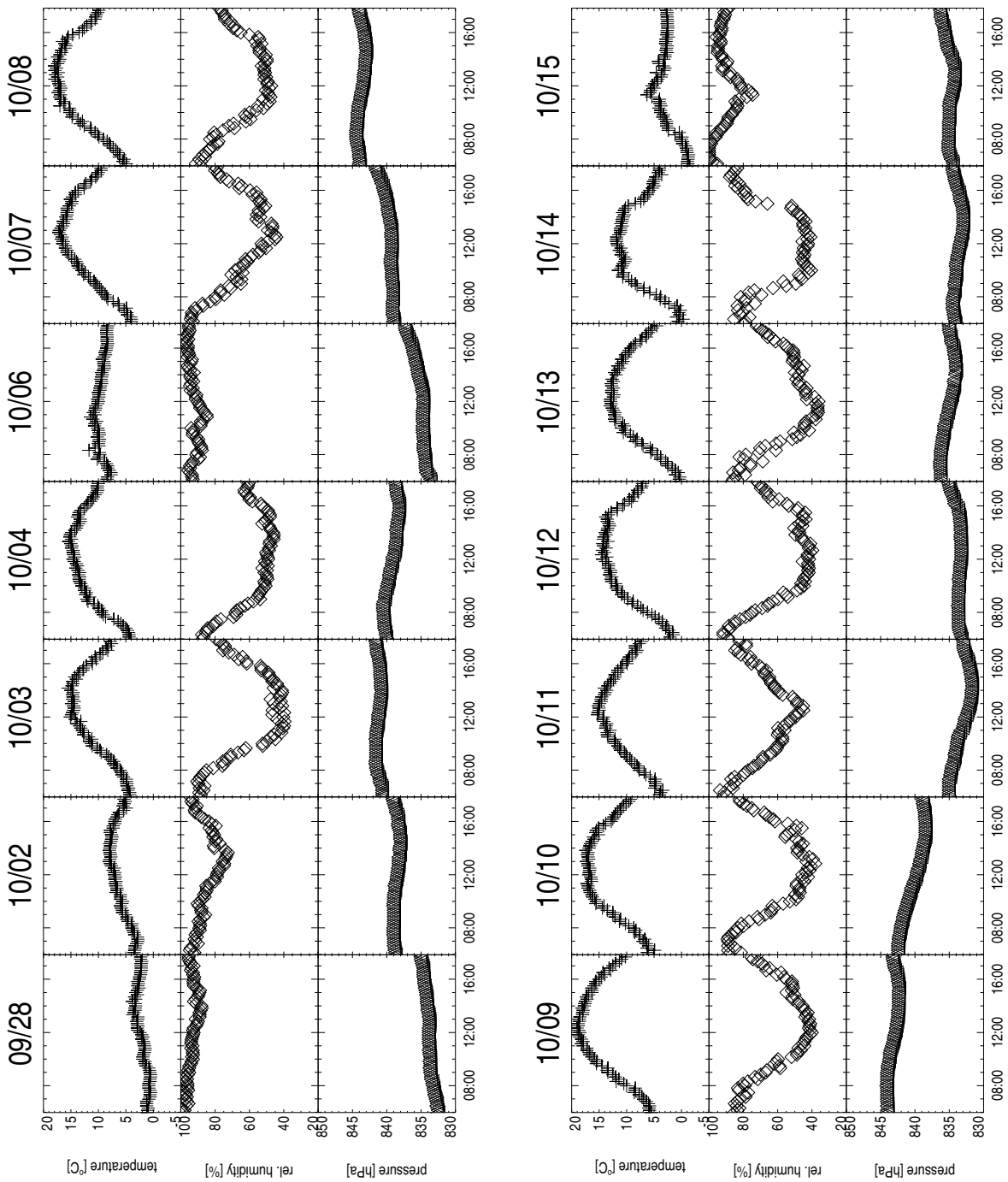
# Chapter 4 Auxiliary Data

## 4.1 Direct and Diffuse Irradiance



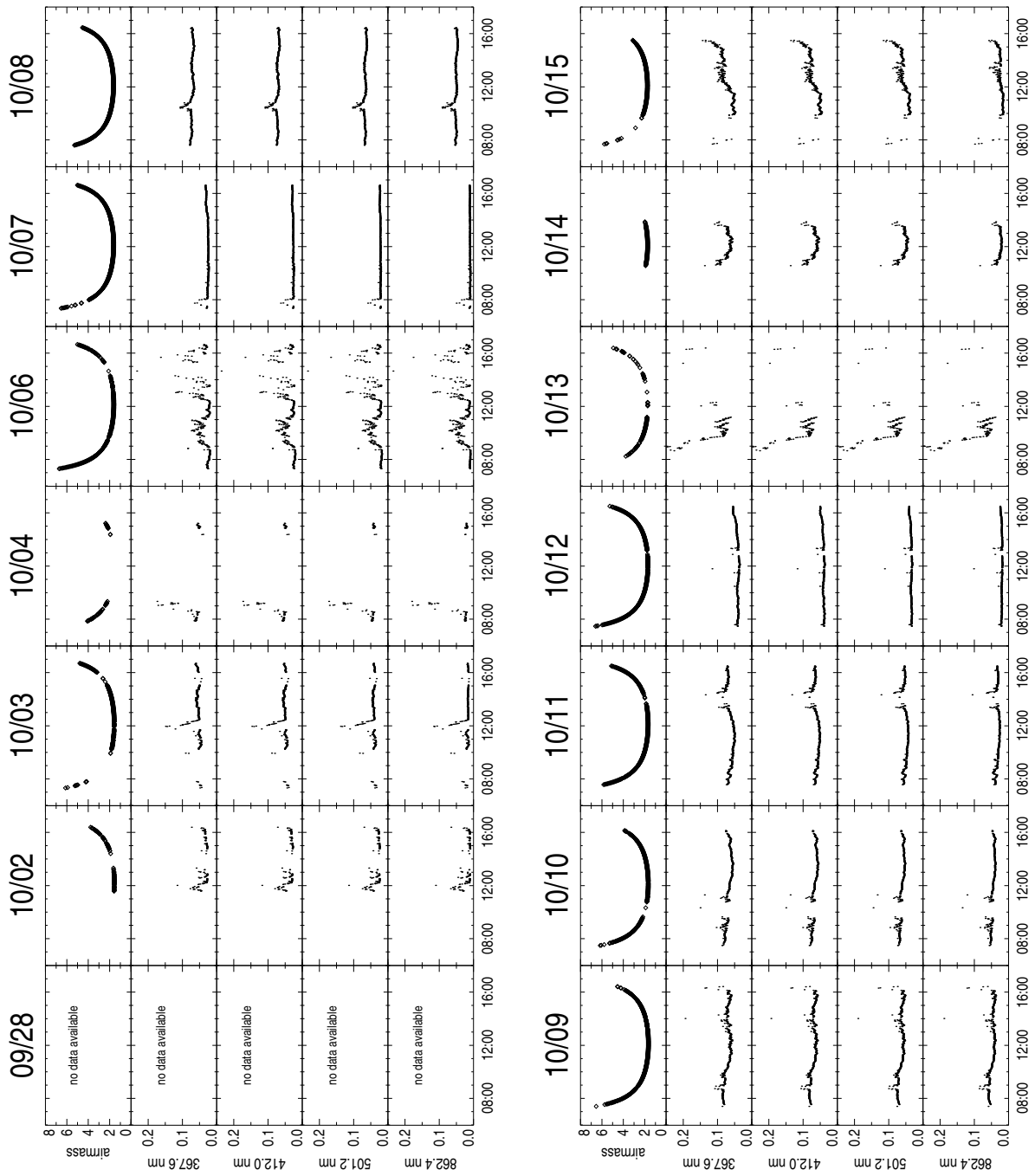
Direct (WRR) and diffuse irradiance (shaded K&Z CM22 S/N 020059).

## 4.2 Meteorological Data



Meteorological parameters measured by the SwissMetNet Davos station of MeteoSwiss (adjacent to IPC-XI measuring field).

### 4.3 Airmass and Aerosol Optical Depth (AOD)



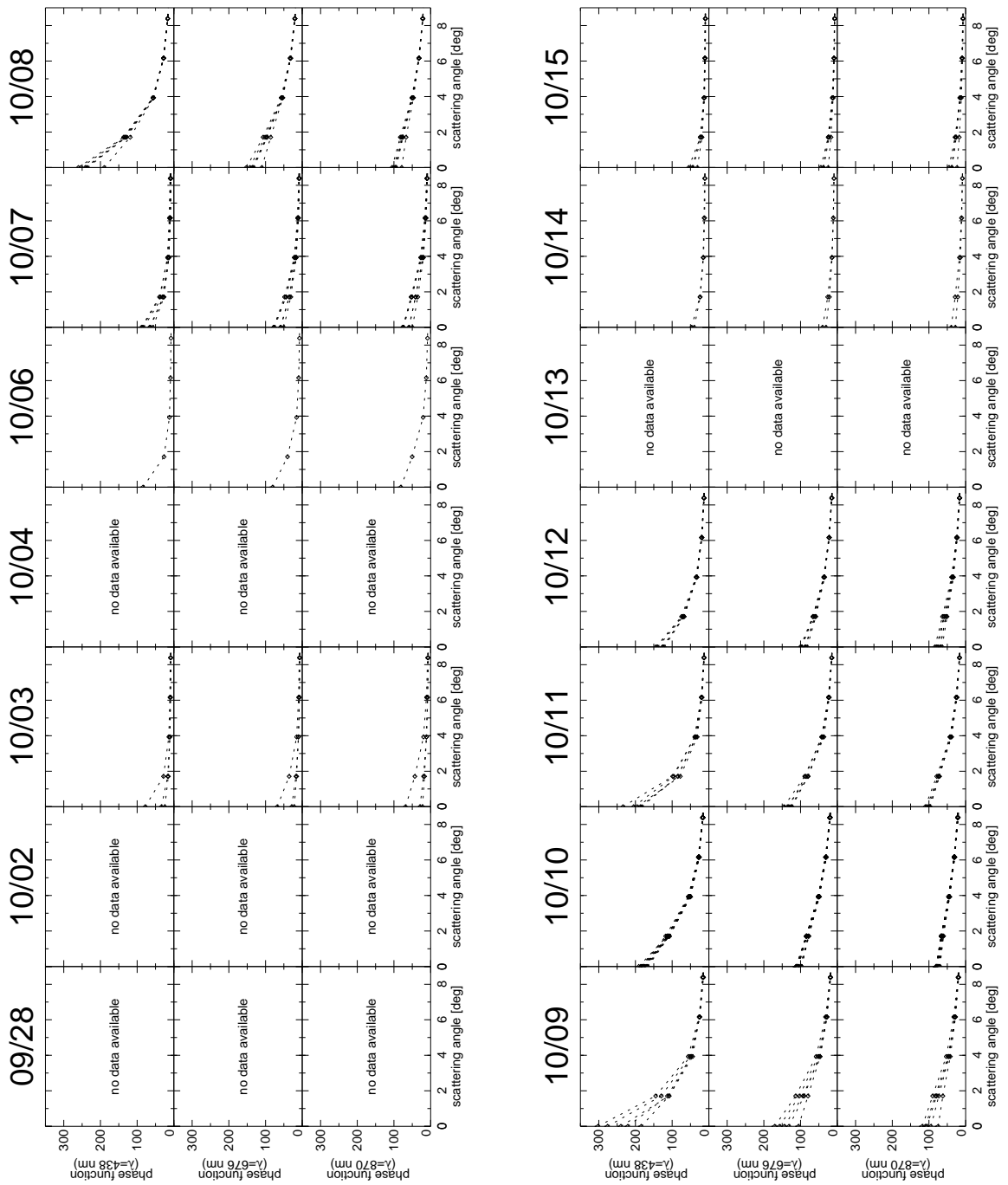
A four-channel Precision Filter Radiometer (PFR) was used to determine AOD.

### 4.4 Scattering parameters



Ångström exponents ( $\alpha$ ) from PFR AOD data. Scattering asymmetry, single scattering albedo (SSA), and water column ( $\text{H}_2\text{O}$ ) based on data from the AERONET Davos station. Ozon ( $\text{O}_3$ ) measured by the WRC Brewer #163.

### 4.5 Scattering phase functions



Scattering phase functions derived from AERONET inversions. These data were used to correct for the aureole effect in pyrheliometers with non-standard viewing geometries.





## Chapter 5 Symposium

---

### 5.1 To Build and Share Knowledge

On cloudy, overcast, or rainy days when no measurements were possible the IPC-XI symposium and course on radiation measurement were held. Radiation experts from PMOD/WRC as well as many IPC-XI participants presented their work and/or national radiation infrastructure in order to share and build knowledge.

Over the three weeks, more than 30 talks and presentations were given, most of which are available for download on the IPC-XI ftp site <ftp://ftp.pmodwrc.ch/stealth/ipc-xi>.

---

### 5.2 Artistic Representation

During IPC-XI an art photographer was collecting photographic and video material for an art project in Bergen, Norway. Many of the photographs as well as a short movie are available on the IPC-XI ftp site [ftp://ftp.pmodwrc.ch/stealth/ipc-xi/presentations/from\\_ellen/](ftp://ftp.pmodwrc.ch/stealth/ipc-xi/presentations/from_ellen/).



## Chapter 6 Supplementary Information

---

### **6.1 Addresses of Participants**

## Addresses of Participants

## Supplementary Information

Ihab Abboud  
Environment Canada  
Meteorological Service of Canada  
P.O. Box 160  
SOG 5E0 Wilcox, SK  
Canada  
phone: 001 306 546 6444  
fax: 001 306 546 6400  
e-mail: Ihab.Abboud@ec.gc.ca

Mohamed Badrane  
Meteo Maroc  
51 Residence Aouzal 3  
Avenue Ain Tawajtate  
Bourgone Casablanca  
Maroc  
phone: 0021 266 362 94 98  
e-mail: mohamed.badrane@hotmail.com

Klaus Behrens  
Deutscher Wetterdienst  
Met. Obs. Lindenberg  
Am Observatorium 12  
15848 Tauche-OT Lindenberg  
Germany  
phone: 0049 33 677 601 51  
fax: 0049 33 677 602 80  
e-mail: klaus.behrens@dwd.de

Gerardo Carbajal Benitez  
Servicio Meteorologico Naciona  
25 de Mayo 658  
1427 Buenos Aires  
Argentina  
phone: 0054 115 1676767  
e-mail: gcarbajal@smn.gov.ar

Miroslav Chmelik  
Slovak Hydrometeorological Institute  
Jeseniova 17  
833 15 Bratislava  
Slovakia  
phone: 00421 5 2773 1097  
e-mail: miroslav.chmelik@shmu.sk

Steven Dewitte  
RMI  
Department of Aerology  
Ringlaan 3 Avenue Circulaire  
1180 Bruxelles  
Belgium  
phone: 0032 2 373 06 24  
fax: 0032 2 3746788  
e-mail: Steven.Dewitte@oma.be

Bruce Forgan  
Bureau of Meteorology  
Atmosphere Watch Section, OEB  
700 Collins St.  
Docklands 3008  
Australia  
phone: 0061 39669 4111  
fax: 0061 39669 4736  
e-mail: b.forgan@bom.gov.au

Akihito Akiyama  
EKO Instruments Europe B.V.  
Middelstegegracht 87H  
2312 TT Leiden  
The Netherlands  
phone: 0031 71 5141 300

Sami Bali  
R.M.I.  
Ringlaan 3 Avenue Circulaire  
1180 Uccle-Brussels  
Belgium  
phone: 0032 2 373 06 26  
fax: 0032 2 374 67 88  
e-mail: Sami.Bali@oma.be

Francesco J. Bernal Garcia  
IDEAM  
Carrera 10 20-30  
Bogata D.C.  
Colombia  
phone: 0057 3002 130286  
e-mail: frabernal@ideam.gov.co

Thomas Carlund  
Swedish Meteorological and  
Hydrological Institut SMHI  
Filkborgsvägen 1  
60176 Norrköping  
Sweden  
phone: 0046 11 495 8229  
e-mail: thomas.carlund@smhi.se

Alessandra Colli  
Institute for Renewable Energy  
EURAC research  
Viale Druso 1  
39100 Bolzano  
Italy  
phone: 0039 0471 055 630  
fax: 0039 0471 055 699  
e-mail: alessandra.colli@eurac.edu

Vivien S. Esquivel  
Philippine Atmospheric, Geophys.  
and Astron. Services  
PAGASA  
Quezon City  
Philippines  
phone: 0063 927 5509  
fax: 0063 373 3420  
e-mail: vivien.esquivel@yahoo.com

Luis Gonzalez  
R.M.I.  
Ringlaan 3 Avenue Circulaire  
1180 Uccle-Brussels  
Belgium

Anne Andersson  
SP Technical Research Institut  
Box 857  
50115 Boras  
Sweden  
phone: 0046 33 165 403  
fax: 0046 33 165 620  
e-mail: anne.andersson@sp.se

Alexander Baskis  
Israel Meteorological Service  
P.O. Box 25  
50250 Bet-Dagan  
Israel  
phone: 00972 3 9682144  
fax: 00972 3 9604854  
e-mail: balex@ims.gov.il

Barbara Bogdanska  
Institute of Meteorology  
and Water Management  
61, Podlesna Str.  
448147 Warsaw  
Poland  
phone: 0048 22 569 41 78  
fax: 0048 22 569 43 25  
e-mail: Barbara.Bogdanska@imgw.pl

André Chevalier  
RMI  
Department of Aerology  
Ringlaan 3 Avenue Circulaire  
1180 Uccle-Brussels  
Belgium  
phone: 0032 2 373 0602  
fax: 0032 2 374 6788  
e-mail: a.chevalier@oma.be

Frederick Denn  
NASA Langley  
1 Enterprise Parkway  
Hampton VA, 23693  
USA  
phone: 001 757 951 1636  
fax: 001 757 951 1900  
e-mail: frederick.m.denn@nasa.gov

Patrick Fishwick  
Met Office  
Fitzroy Road  
Exeter, EX1 3PB  
United Kingdom  
phone: 0044 139 288 6289  
fax: 0044 13 9288 5681  
e-mail: patrick.fishwick@metoffice.gov.uk

Luke Green  
Met Office  
Fitzroy Road  
Exeter, EX1 3PB  
United Kingdom  
phone: 0044 139 288 6283  
fax: 0044 13 9288 5681  
e-mail: luke.green@metoffice.gov.uk

David Halliwell  
BSRN Observatory Site Scientist  
Environment Canada  
100 R-Y Trail, RM of Bratt's Lake  
Wilcox, SK, S0G 5E0  
Canada  
phone: 001 306 352 3818  
fax: 001 306 546 6400  
e-mail: david.halliwell@ec.gc.ca

Gary Hodges  
University of Colorado  
325 Broadway Street  
80501 Boulder  
United States  
e-mail: gary.hodges@noaa.gov

Somchit Janjai  
Solar Energy Research Lab.  
Silpakorn University  
Muang - Nakhon Pathom 73000  
Thailand

Thomas Kirk  
The Eppley Laboratory Inc.  
P.O. Box 419  
02840-0419 Newport, Rhode Island  
United States  
phone: 001 401 847 1020  
e-mail: info@eppleylab.com

Greg Kopp  
LASP  
1234 Innovation Drive  
Boulder, CO 80303  
USA  
phone: 001 303 735 0934  
e-mail: Greg.Kopp@LASP.Colorado.edu

Chang Lou  
China Meteorological Administration  
National Center for Meteo. Met.  
No.46, Zhongguancun Nandajie  
100081 Beijing  
China  
phone: 0086 0571 86783487  
fax: 0086 0571 86783487  
e-mail: luochang@hzcnc.com

Pierre Malcorps  
IRMB  
3 Avenue Circulaire  
1180 Brussels  
Belgium  
phone: 0032 2 373 0601  
fax: 0032 2 374 6788

Karl Heuermann  
LASP  
1234 Innovation Drive  
Boulder, CO 80303  
USA

Kees Hoogendijk  
EKO Instruments Europe B.V.  
Middelstegegracht 87H  
2312 TT Leiden  
The Netherlands  
phone: 0031 71 5141 300  
e-mail: hoogendijk@eko-eu.com

Ain Kallis  
Estonian Meteor. & Hydrological Institute  
Toompuiestee 24  
10149 Tallinn  
Estonia  
phone: 00372 7 410 136  
fax: 00372 7 410205  
e-mail: ain.kallis@gmail.com

Wouter Knap  
KNMI  
P.O. Box 201  
3730 AE De Bilt  
The Netherlands  
phone: 0031 30 2206 469  
fax: 0031 30 221 04 07  
e-mail: knap@knmi.nl

Stefan Källberg  
SP Technical Research Institut of Sweden  
Box 857  
50115 Borås  
Sweden  
phone: 0046 33 165 626  
fax: 0046 33 165 620  
e-mail: stefan.kallberg@sp.se

Meena Lysko  
CSIR  
PO Box 395  
Pretoria 1, Gauteng  
South Africa  
e-mail: mlysko@csir.co.za

Artur Maria Mandlate  
National Inst. of Meteo Mozambique  
Rua Mukumbura 164 maputo  
Maputo 256  
Mozambique  
phone: 00258 824 277493  
fax: 00258 214 91150  
e-mail: artur\_m@inam.gov.mz

John R. Hickey  
The Eppley Laboratory Inc.  
P.O. Box 419  
02840-0419 Newport, Rhode Island  
USA  
phone: 001 401 847 1020  
fax: 001 401 847 1031  
e-mail: johnh@eppleylab.com

Osamu Ijima  
Japan Meteorological Agency  
Radiation Section  
1-3-4 Otemachi, Chiyoda-ku  
Tokyo 100-8122  
Japan  
phone: 0081 3 3212 8341  
fax: 0081 3 3211 4640  
e-mail: ijima@met.kishou.go.jp

Jan-Erik Karlsson  
Swedish Meteorological and  
Hydrological Institut SMHI  
Filkborgsvägen 1  
60176 Norrköping  
Sweden  
phone: 0046 11 158 381  
fax: 0046 11 151 707

Jorgen Konings  
Hukseflux Thermal Sensors  
Electronikaweg 25  
2628 XG Delft  
The Netherlands

Alexander Los  
ECO INSTRUMENTS Europe B.V.  
Direktor  
Middelstegegracht 87H  
2312 TT Leiden  
The Netherlands  
phone: 0031 71 5141 300  
fax: 0031 71 5126 222  
e-mail: alexander.los@eko-eu.com

Martin Mair  
ZAMG  
Hohe Warte 38  
1190 Wien  
Österreich  
phone: 0043 1360 262 706  
fax: 0043 3602 627 20  
e-mail: martin.mair@zamg.ac.at

Itsara Masiri  
Solar Energy Research Lab.  
Silpakorn University  
Muang - Nakhon Pathom 73000  
Thailand  
phone: 0066 848 841 765  
fax: 0066 34 271189  
e-mail: itsara@su.ac.th

## Addresses of Participants

## Supplementary Information

Joop Mes  
Kipp & Zonen  
Delftechpark 36  
2628 XH Delft  
The Netherlands  
phone: 0031 15 2755 210  
fax: 0031 15 2620 351  
e-mail: joop.mes@kippzonen.com

Michael Milner  
Bureau Of Meteorology  
700 Collins Street  
Docklands 3008  
Australia  
phone: 0061 39669 4122  
fax: 0061 39669 4122  
e-mail: m.milner@bom.gov.au

Pedro Mostraj  
Dirección Meteorológica de Chile  
Av. Diego Portales 3450  
Estacion Central  
Santiago  
Chile  
phone: 0056 2 4364549  
fax: 0056 2 4364549  
e-mail: pmostraj@meteochile.cl

Zoltán Nagy  
Hungarian Meteorological Service  
Measurement Techniques and  
Methodology Division  
1181 Budapest  
Hungary  
phone: 0036 1 3464 855  
fax: 0036 1 3464 849  
e-mail: nagy.z@met.hu

Ormanda Niebergall  
Environment Canada  
P.O Box 160  
SOG 5E0 Wilcox, Saskatchewan  
Canada  
phone: 001 306 352 3818  
fax: 001 306 546 6400  
e-mail: Ormanda.Niebergall@ec.gc.ca

Jan Alse Olseth  
University of Bergen  
Geophysical Institute  
5007 Bergen  
Norway  
phone: 0047 55 582 892  
fax: 0047 97 577 829  
e-mail: jan.asle.olseth@gfi.uib.no

Alexander Pavlov  
Voeikov MGO  
7, Karbyshev st.  
194021 St. Petersburg  
Russia  
phone: 007 812 297 4390  
fax: 007 812 247 8661  
e-mail: etalon@main.mgo.rssi.ru

Joseph Michalsky  
NOAA/OAR  
325 Broadway R/GMD  
Boulder, CO 80305-3337  
USA  
phone: 001 303 497 6360  
fax: 001 303 497 6546  
e-mail: joseph.michalsky@noaa.gov

Jean-Philippe Morel  
Météo-France  
Chef du Centre Radiométrique  
785 Chemin de l'Hermitage  
84200 Carpentras - Serres  
France  
phone: 0033 490 636 967  
fax: 0033 490 636 959  
e-mail: jean-philippe.morel@meteo.fr

Sophie Mulaudzi  
CSIR  
P.O. Box 395  
Pretoria 1, Gauteng  
South Africa  
e-mail: Sophie.Mulaudzi@univen.ac.za

Erik Naranen  
Atlas Weathering/DSET Labs  
45601 North 47th Ave.  
85087 Phoenix, Arizona  
USA  
phone: 001 623 201 1032  
fax: 001 623 465 9409  
e-mail: enaranen@atlas-mts.com

Ifeanyi Daniel Nnodu  
Nigerian Meteorological Agency  
33 Pope John Paul Street  
Maitama District  
PMB 0615 Abuja  
Nigeria  
phone: 00234 803 3339282  
fax: 00234 941 30710  
e-mail: idnnodu@yahoo.com

Cristian Oprea  
National Institute of Meteorology  
and Hydrology  
Sos. Bucuresti-Ploiesti 97  
13686 Bucharest  
Romania  
phone: 0040 21 316 31 16  
fax: 0040 21 316 88 62  
e-mail: relatii@meteo.inmh.ro

Maria Pavlovich  
VNIIOFI  
46, Ozernaya Str.  
Moscow 119361  
Russia  
phone: 007 495 437 2992  
fax: 007 495 437 3700  
e-mail: pavlovitch-m4@vniiofi.ru

Darius Mikalajunas  
Lithuanian Hydromet. Service  
Rudnios Str. 6  
2600 Vilnius  
Lithuania  
phone: 00370 6 030 9478  
fax: 00370 5 272 8874  
e-mail: d.mikalajunas@meteo.lt

Svetlana Morozova  
FGUP VNIIOFI  
Ozernaya Str., 46  
119361 Moscow  
Russia  
phone: 007 095 437 3700  
fax: 007 095 437 3700  
e-mail: morozova-m4@vniiofi.ru

Kolawole Salimon Muyiolu  
Nigerian Meteorological Agency  
33 Pope John Paul Street  
Maitama District  
PMB 0615 Abuja  
Nigeria  
phone: 00234 805 3059787  
fax: 00234 941 30710  
e-mail: muyiolu\_kolawole@yahoo.com

Donald W. Nelson  
NOAA/CMDL  
R/CMDL1  
325 Broadway St.  
Boulder, CO 80305  
USA  
phone: 001 303 497 6662  
fax: 001 303 497 5590  
e-mail: donald.w.nelson@noaa.gov

Yaseen Odan  
Sudan Meteorological Authority  
P.O.Box 574 Khartoum Sudan  
1111 Khartoum  
Sudan  
phone: 00249 0 9122 20246  
fax: 00249 1 8377 1693  
e-mail: yaseen@ersad.gov.sd

Bouziene Ouchene  
Météorologie Algérie  
Boite postale 31  
11000 El hofra, Tamanrasset  
Algeria  
phone: 00213 2934 4673  
fax: 00213 2934 4226  
e-mail: b\_ouchene@yahoo.fr

Vladimir Pavlovich  
VNIIOFI  
46, Ozernaya Str.  
Moscow 119361  
Russia  
phone: 007 495 437 2992  
fax: 007 495 437 2992  
e-mail: VLP.47@mail.ru

Jiri Pokorny  
Czech Hydromet.I Institute  
Husova 456  
50008 Hradec Kralove  
Czech Republic  
phone: 00420 495 260 352  
e-mail: jiri.pokorny@ehmi.cz

Krunoslav Premec  
Meteorological Service  
Gric 3  
10000 Zagreb  
Croatia  
phone: 00385 1 4565 607  
fax: 00385 1 4852 036  
e-mail: krunoslav.premec@cirus.dhz.hr

Jimei Quan  
China Meteorological Administration  
National Center for Meteo. Met.  
No.46, Zhongguancun Nandajie  
100081 Beijing  
China  
phone: 0086 0106 8406936  
fax: 0086 0106 68406936  
e-mail: quanjm@cma.gov.cn

Ibrahim Reda  
Nat. Renewable Energy Laborat.  
1617 Cole Boulevard  
80401 Golden CO  
USA  
phone: 001 303 384 6385  
fax: 001 303 384 6391  
e-mail: ibrahim.reda@nrel.gov

David Riveros Rosas  
Instituto de Geofisica  
Cd. Universitaria # 3000  
4510 Mexico - Distrito Federal  
Mexico  
e-mail: driveros@geofisica.unam.mx

Israel Rodriguez Outon  
CIEMAT  
Av. Complutense 22  
28040 Madrid  
Spain  
phone: 0034 9 1496 2509  
fax: 0034 9 1346 6037  
e-mail: israel.rodriguez@ciemat.es

Ellen Røed  
Ovre Stadionveien 82  
5161 Laksevag  
Norway  
phone: 0047 97 549 761  
e-mail: ellen.roed@khib.no

Isabelle Rüedi  
WMO  
7bis, avenue de la Paix  
Case Postale 2300  
1211 Geneve 2  
Switzerland  
phone: 0041 22 730 8278  
fax: 0041 22 730 8021  
e-mail: iruedi@wmo.int

Tony Sample  
European Commission DG JRC ISPRA  
Institute for Env. and Sustainability  
TP 450, Via Fermi 1  
21020 Ispra Varese  
Italy  
phone: 0039 0332 789 062  
fax: 0039 0332 789268  
e-mail: tony.sample@jrc.it

Rajendra Kumar Sharma  
Central Radiation Laboratory  
Instrument Division  
India Meteorological Department  
411005 Pune, Maharashtra  
India  
phone: 0091 20 25893415  
fax: 0091 20 25882353  
e-mail: rajendra\_radiation@yahoo.com

Peter Sira  
Kenya Meteorological Dept.  
P.O.Box 30259-00100  
100 Nairobi  
Kenya  
phone: 00254 722 845907  
fax: 00254 203 876955  
e-mail: mungaipn@engineer.com

Ilja Staupe  
Kipp & Zonen  
Delftechpark 36  
2628 XG Delft  
The Netherlands  
phone: 0031 15 2755 210  
fax: 0031 15 2620 351  
e-mail: ilja.staupe@kippzonen.com

Thomas Stoffel  
Nat. Renewable Energy Laboratory  
Mail Stop 1612  
1617 Cole Blvd.  
Golden, CO 80401-3393  
USA  
phone: 001 303 384 6395  
fax: 001 303 384 6391  
e-mail: thomas.stoffel@nrel.gov

Watcharapol Subwat  
Thai Meteorological Department  
4353 Sukhumvit Rd.  
10260 Bangkok Banga District  
Thailand

Szilvia Varga-Fogarasi  
Hungarian Met. Service  
Gillice tér 39.  
1181 Budapest  
Hungary  
phone: 0036 1 3464 853  
fax: 0036 1 3464 849  
e-mail: fogarasi.sz@met.hu

Cor van Oort  
KNMI  
PO Box 201  
3730 AE De Bilt  
The Netherlands  
phone: 0031 30 2206 417  
fax: 0031 30 2210 407  
e-mail: oortvan@knmi.nl

Kees van den Bos  
Hukseflux Thermal Sensors  
Elektronikaweg 25  
2628 XH Delft  
The Netherlands  
phone: 0031 15 2142 669  
fax: 0031 15 2574 949  
e-mail: info@hukseflux.com

Esequiel Villegas Paredes  
SENAMHI-PERU  
Jr. Cahuide 785, Jesus Maria  
Lima 11  
Peru  
phone: 0051 1 6141414  
fax: 00511 471 7287  
e-mail: evillegas@senamhi.gob.pe

Yu Peng Wang  
CIOMP  
Dong Nanhu Road 3888  
No.46, Zhongguancun Nandajie  
130033 Changchun, Jilin  
China  
phone: 0086 0431 86708089  
fax: 0086 0431 86176883  
e-mail: wangyu\_peng@sina.com

Rungrat Wattan  
Solar Energy Research Lab.  
Silpakorn University  
6 Rajamankha Nai Road  
Muang - Nakhon Pathom 73000  
Thailand  
phone: 0066 342 707 61  
fax: 0066 34 271189  
e-mail: rungrat@su.ac.th

Craig Webb  
ACRF  
309600 EW28  
74630 Billings, Oklahoma  
USA  
phone: 001 580 388 4053  
fax: 001 580 388 4052  
e-mail: craigw@ops.sgp.arm.gov

## Addresses of Participants

Jim Wendell  
NOAA/ESRL/GMD  
325 Broadway  
Boulder, CO 80305  
USA  
phone: 001 303 497 6994  
e-mail: jim.wendell@noaa.gov

Dong Jun Yang  
CIOMP  
Dong Nanhu Road 3888  
No.46, Zhongguancun Nandajie  
130033 Changchun, Jilin  
China  
phone: 0086 0431 86708089  
fax: 086-0431-86176883  
e-mail: djiang0827@163.com

Ed Worrell  
EKO Instruments Europe B.V.  
Middelste gracht 87H  
2312 TT Leiden  
The Netherlands  
phone: 0031 71 5141 300  
fax: 0031 71 5126 222  
e-mail: ed.worrell@eko-eu.com

Xin Ye  
CIOMP  
Dong Nanhu Road 3888  
No.46, Zhongguancun Nandajie  
130033 Changchun, Jilin  
China  
phone: 0086 0431 86708089  
fax: 0086 0431 86176883  
e-mail: newsyears@ustc.edu

## Supplementary Information

Yun Yang  
China Meteorological Administration  
National Center for Meteo. Met.  
No.46, Zhongguancun Nandajie  
100081 Beijing  
China  
phone: 0086 1068 406936  
fax: 0086 1068 400936  
e-mail: yyaoc@cma.gov.cn

Willem J. Zaaiman  
European Commission-DG JRC  
Via Fermi, 2749  
21020 Ispra Varese  
Italy  
phone: 0039 0332 785 750  
fax: 0039 0332 789 268  
e-mail: willem.zaaiman@jrc.ec.europa.eu